

# Installation Manual & User's Guide

Happy Gold v1.3

English Language

Welcome to Happy Gold!

The Happy Gold Installation File plus the Happy Gold Installation Manual & User's Guide have been sent to your e-mail address as a single compressed file attachment. Save the attachment in a new \Downloads\ Happy Gold folder and extract the files.

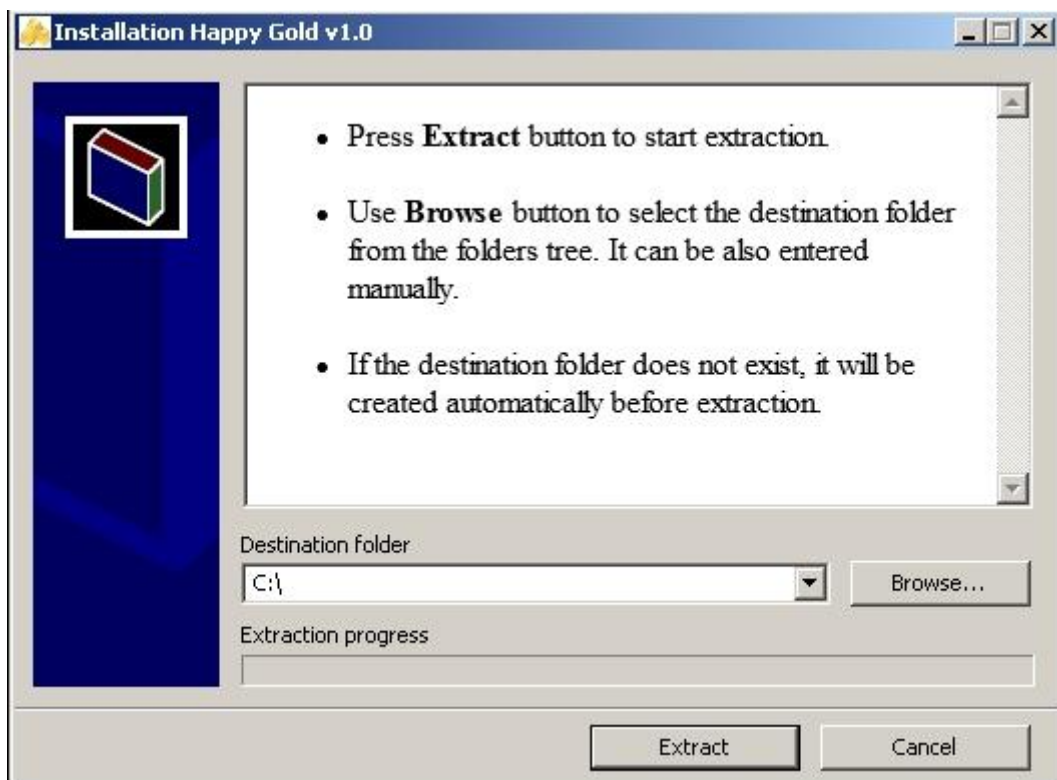
Installation and Setup of the Happy Gold v1.3 robot is very easily accomplished.

### **Robot Installation:**

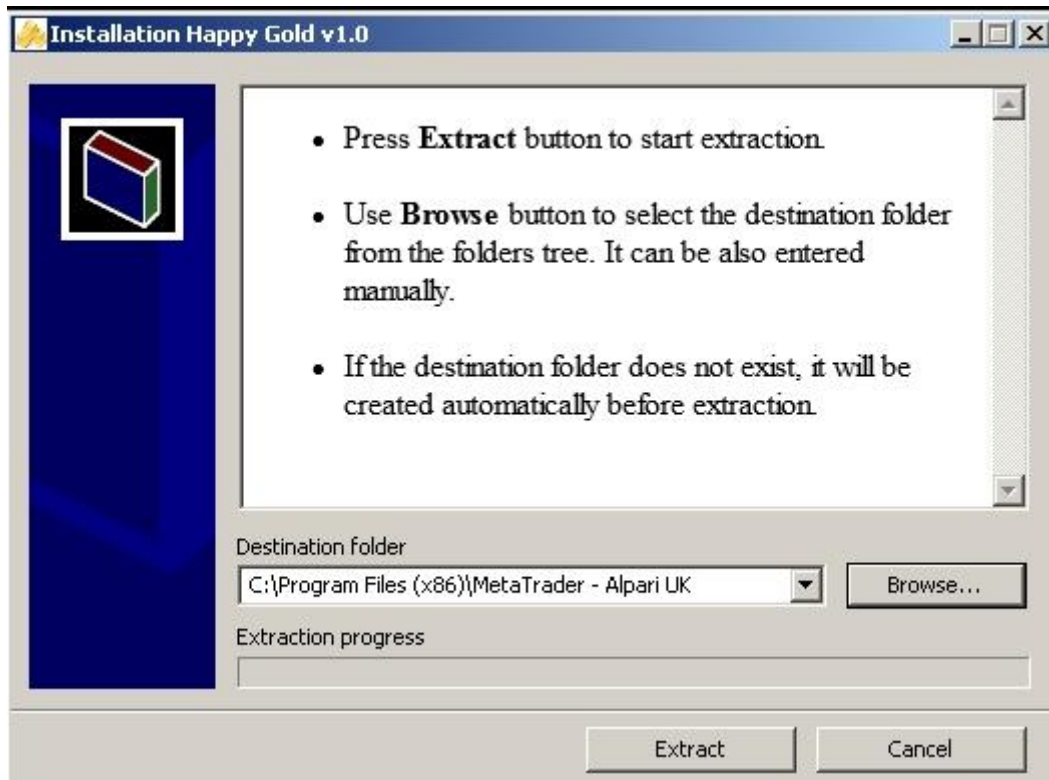
1. Close all MetaTrader Platforms that may be running.  
Locate your saved Installation File: Happy Gold v1.3.exe  
Double click on the Happy Gold v1.3 icon.



2. The Happy Gold Installation Window will open.



3. Click the Browse Button, select the target folder where your MetaTrader4 is installed under \Program Files (x86), then click the Extract Button.

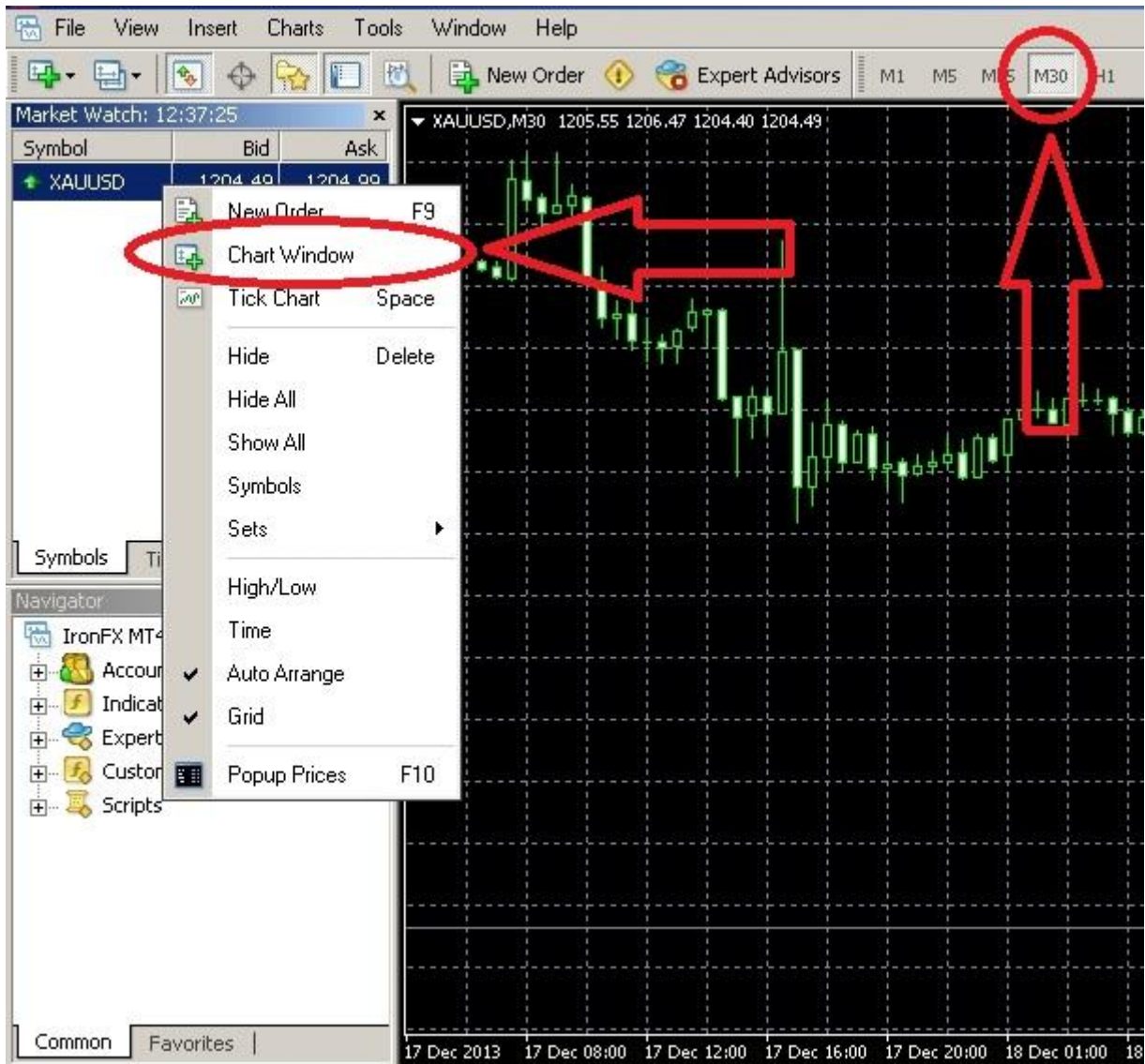


4. The installation process is very fast. When completed successfully, the installation window will close without further notice.
5. Repeat the above steps for each instance of MetaTrader on which you wish to run Happy Gold.

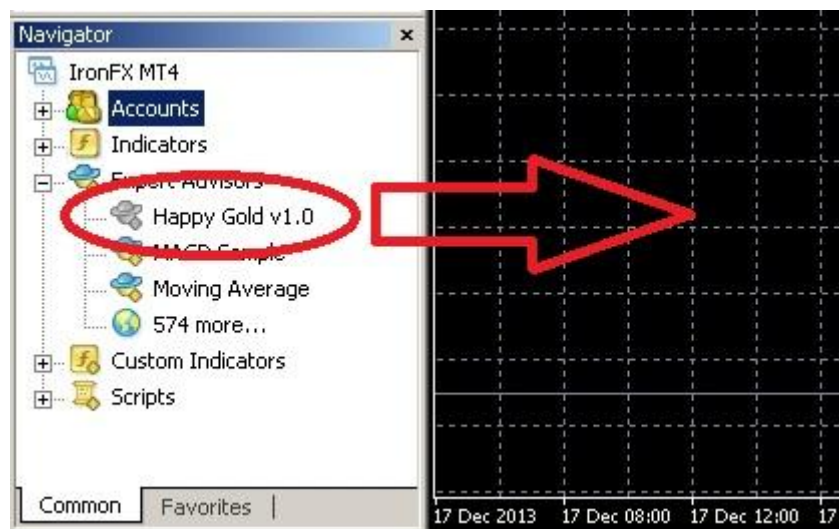
### **Robot Setup:**

Launch your MetaTrader4 Platform.

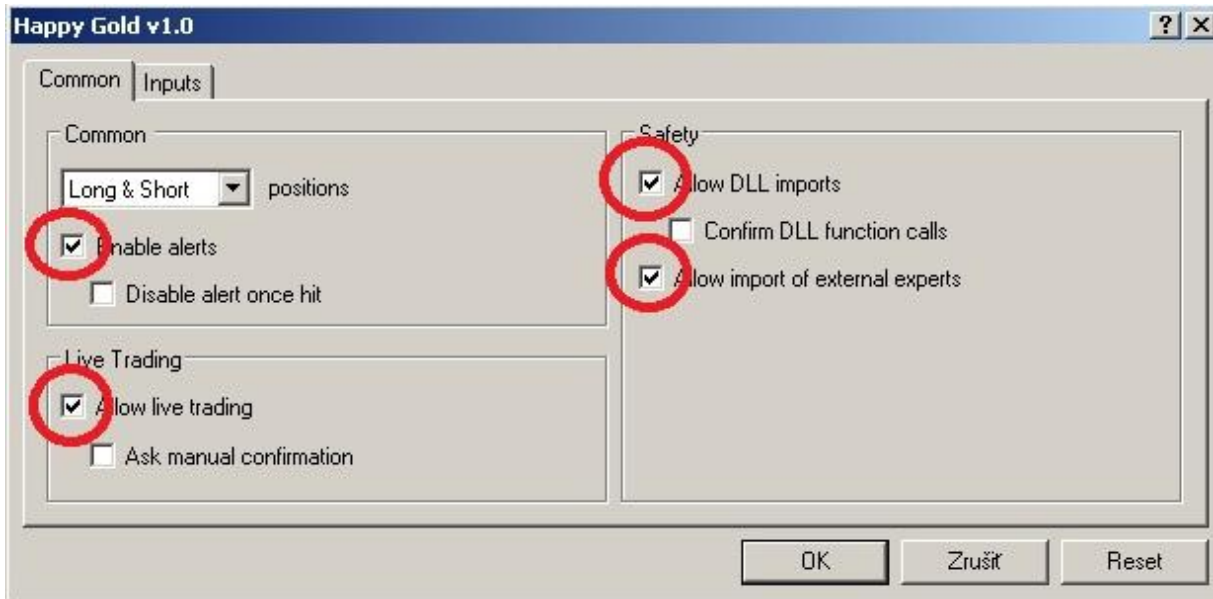




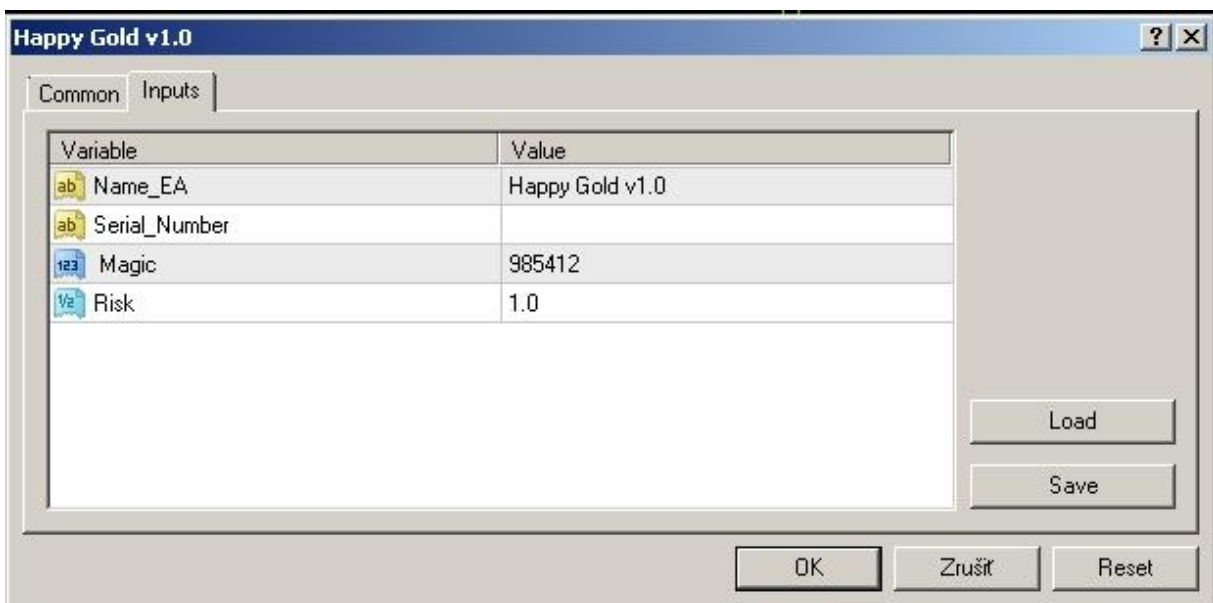
1. Create a new XAUUSD (GOLD) on Chart and Set it to M30



2. Use your mouse to drag the Happy Gold robot onto the chart.



3. The Expert Advisor Properties Page will open.  
Verify all Common Settings are as shown above.



4. The Expert Advisor Inputs:

**Name\_EA:** The Expert Advisor Name and Version Number

**Serial\_Number:** Locate the file: Serial\_Number DD.MM.YYYY.txt that we sent as part of your installation package. The file name indicates the expiration date for this copy of the robot. We use an expiration date to help secure the robot against piracy. If you are a legitimate registered user, you will receive a replacement file before the expiration date, if a new version update is not issued before then. In all cases, double click the file to open it. Contained in text format is your Serial Number. Copy and Paste the number into the Serial Number field of the Inputs tab as shown above.

**Magic:** A unique random Magic Number enables Happy Gold to distinguish its open trade positions from those that were entered by other robots, or done manually. Any number is acceptable as long as it is not the same number used by any other robot running on this MetaTrader Platform. We recommend you change this number to any other number to help hide the identity of your robot from your broker-dealer.

**LotVar:** When you set the LotVar at 0 EA will use FixLot.

**Risk:** The percentage of your account risked per trade based on account.  
(Setting: 1% low – 3% medium - 5% high)

**FixLot:** Size of the first open lot.

**UseTrailingStop:** Turn on or off. (Default setting = true)

**TrailingStop:** allows you to automatically protect the profits with your positions.  
(Default setting = 70)

**UseBreakEven:** Turn on or off. (Default setting = true)

**BreakEven:** This refers to the minimum no. of pips in profit that is required prior to changing the order's stoploss to the order's entry price. (Default setting = 30)

**TakeProfit:** Take Profit of each individual Order (Default setting = 1000)

**StopLoss:** Stop Loss for each individual Order (Default setting = 240)

**Email:** Sends email at the opening and closing trade. (Default setting = false)

<https://www.smtp2go.com/docs/metatrader/?query=MetaTrader&qval=MetaTrader>

### **A. Trading Day/Hours**

**StartDay:** 1-Monday, 2-Tuesday, 3-Wednesday, 4-Thursday (Default setting = 1)

**StartTime:** 06:00 (Default setting = 06:00)

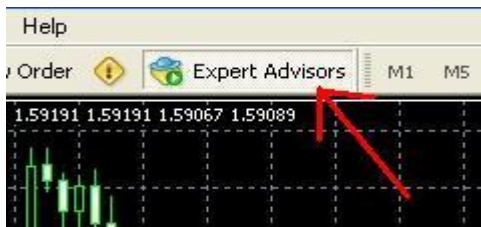
**StopDay:** 5-Friday (Default setting = 5)

**StopTime:** 15:00 (Default setting = 15:00)

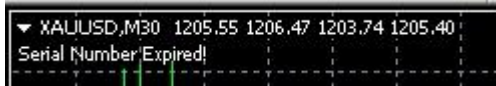
**GMT\_Offset:** according to your broker

### **Launch of Happy Gold robot:**

Once all Inputs have been set, click OK to close the properties Page.  
Insure the Expert Advisor Button is depressed; the Green Play Arrow is now seen.



When all is correct the "Smile" emoticon will appear in the upper right corner of the chart. A "Sad" emoticon indicates there is an error.



If the serial number is incorrect, you will see "Invalid Serial Number!". The robot will not trade until a valid, unexpired Serial Number is correctly entered. See above discussion at #5 for Serial Number information.

In after reading this manual you have unanswered questions or issues regarding the Happy Gold system, please contact us at the following e-mail address:

[info@happyforex.sk](mailto:info@happyforex.sk)

**We wish you Happy & Successful Trading!**

**Important Notice:**

Happy Gold is licensed for your personal use only. Each and every user copy has security features hard coded into the Happy Gold system. As a licensed user you may not share, copy, duplicate, change, modify, reverse engineer, or sell this Expert Advisor, or any copy of same.

In cases of fraud or theft by a user acting alone or in concert with others, including situations in which a user has allowed third parties access to the Expert Advisor Happy Gold in any manner, Happy Forex shall assess against the user in addition to all other fees, damages, and penalties to which it may be entitled, a €500 fee per forged, faked, fictitious, stolen or otherwise unauthorized item or transfer. This fee shall constitute liquidated damages to help compensate Happy Forex for the time and effort necessary to rectify said conduct.

As an independent and self-directed investor you acknowledge that you alone, shall be responsible for determining the suitability of your investment choices and investment strategies. You understand Happy Gold is an automated trading system with those limitations associated with such systems. By nature, trades can be executed automatically and without human intervention. By using Happy Gold you agree to assume all risks associated with such automated trading.

Happy Gold disclaims all responsibility for the investment choices & determinations made on your behalf by the EA while operating on your systems. You shall not hold Happy Forex or any of its employees or affiliates liable for said investment decisions.

The Staff cannot advise or otherwise comment concerning the nature, risk, or suitability of any particular investment, trade, or transaction; or upon the EA's underlying investment strategy.

You also recognize that Happy Forex does not provide legal or tax advice.

The Happy Forex shall not be held liable for any damages or losses resulting from the use of this EA, including but not limited to any trading loss of profit, which may arise directly or indirectly from said use of the Happy Gold v1.3 EA.

Other important notices may be found at [www.happyforex.sk](http://www.happyforex.sk) under our Terms and Conditions. Please review these notices before the commencement of trading.

