




Forex MasteRobot

Installation and Setup Manual



PLEASE MAKE SURE YOU PURCHASED THE ORIGINAL COPY FROM

WWW.FOREXMASTERROBOT.COM

IT IS PROTECTED BY INTERNATIONAL COPYRIGHT LAW.

ONLY ORIGINAL COPIES ARE SUBJECT TO PERSONAL SUPPORT AND OUR
FULL 30 DAYS REFUND POLICY

Introduction to Forex MasteRobot



Our brilliant Forex MasteRobot is a new highly trend-oriented robot. It has a learning concept in its algorithm that allows getting best performance based on previous and actual market conditions. MasteRobot is a kind of learning and teaching robot. It learns how to get more profit and teaches you a new experience of having a fully automated product. Our team is proud of the final result!

Also, if it is made in Switzerland, there is no doubt it is of high quality.

So, welcome to try the functionality and algorithm of our new software!

Best regards, Anna "Forex" Monti

Forex MasteRobot Installation

Broker and MetaTrader4

To trade with **Forex MasteRobot** you need MetaTrader4 trading terminal, internet connection and ability to leave your computer working non-stop along with MT4.

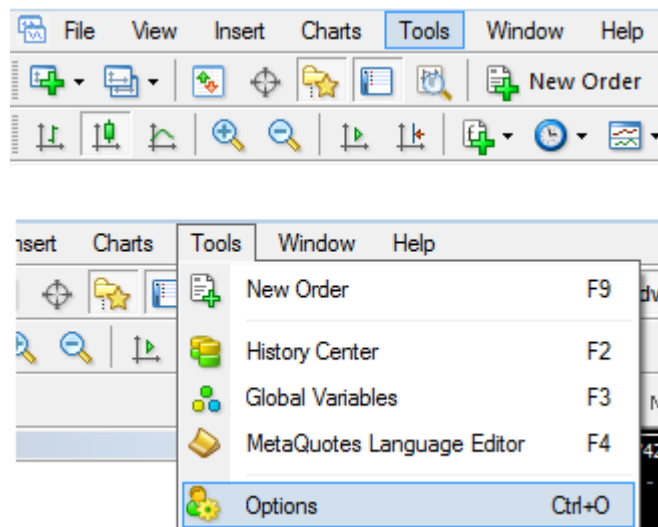
I strongly recommend starting with a free demo account with any broker you like. Though, I may recommend MIG Trading broker, FXDD and other reputable companies. The final choice of a broker must be yours.

At their website (of any broker) you will find a FREE download of desktop MetaTrader4 platform (mobile and other versions are not compatible with Forex MasteRobot). Download it and launch the application. It will be installed in just few minutes. When you start MT4 for the first time it will offer you create a demo account. Enter your details and an account will be registered. Now you may install **Forex MasteRobot**.

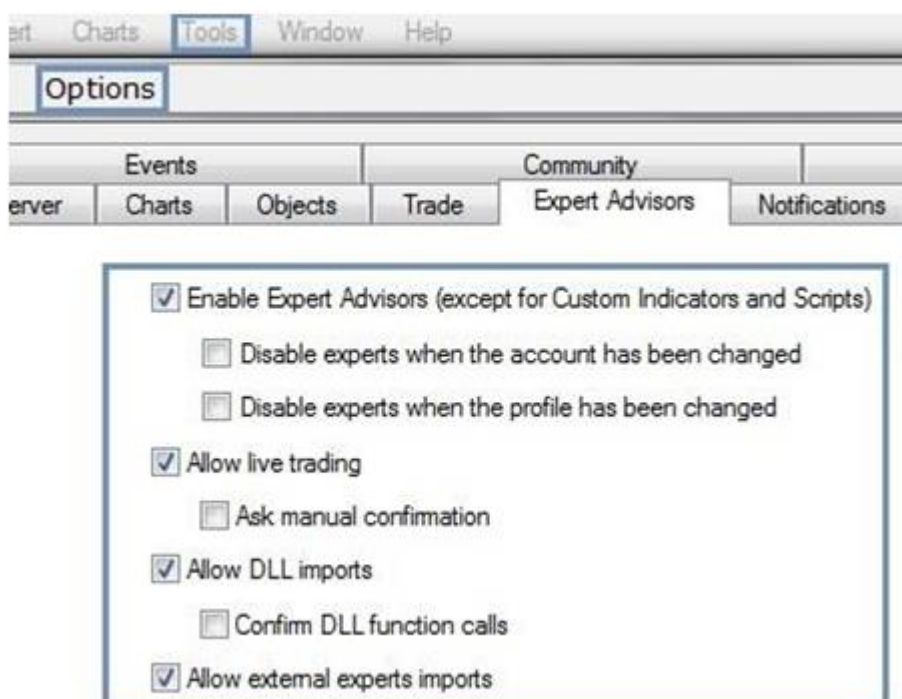
Installation of ex.4 files for all builds above 600

Before installation check your MetaTrader4 options. Check if **Live Trading** is enabled.
NO EA WILL TRADE IF it is deactivated.

You need to go to **Tools/Options/Expert Advisors tab**

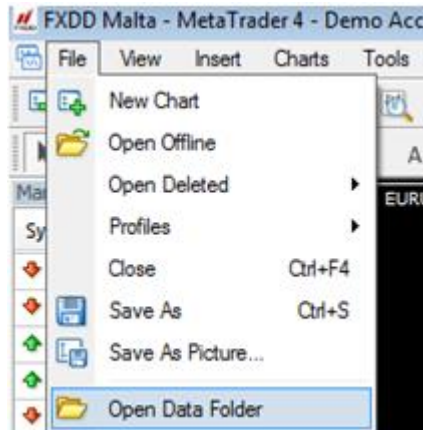


and check if you have the same boxes checked:



Now, let's drag and drop!

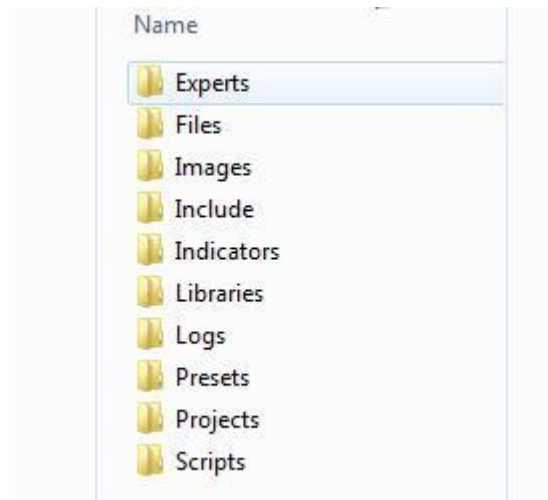
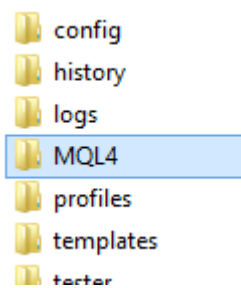
1. Start **MetaTrader4** of your broker. Select **File, Open Data Folder**.



2. Open **MQL4** folder. Now copy

Forex_MasterRobot_EURUSD.ex4 and **Forex_MasterRobot_GBPUSD.ex4**

into **Experts** folder.



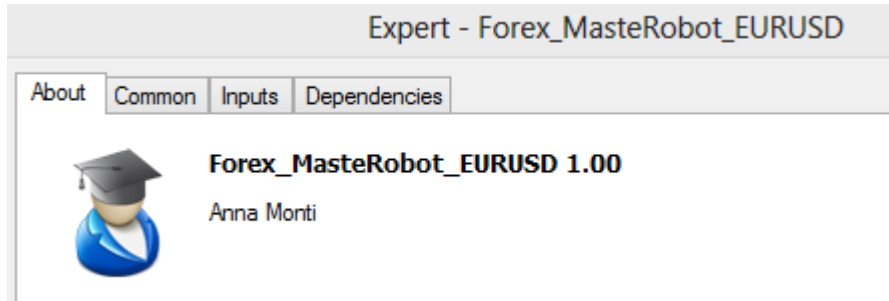
3. Close **MetaTrader4** terminal and start it again. Now the new pasted files will appear in Navigator list. Please click "+" sign next to "Expert Advisors" section.

If you don't see the product's files in "**Expert Advisors**" section, then please re-trace all your steps to make sure you did everything correctly.

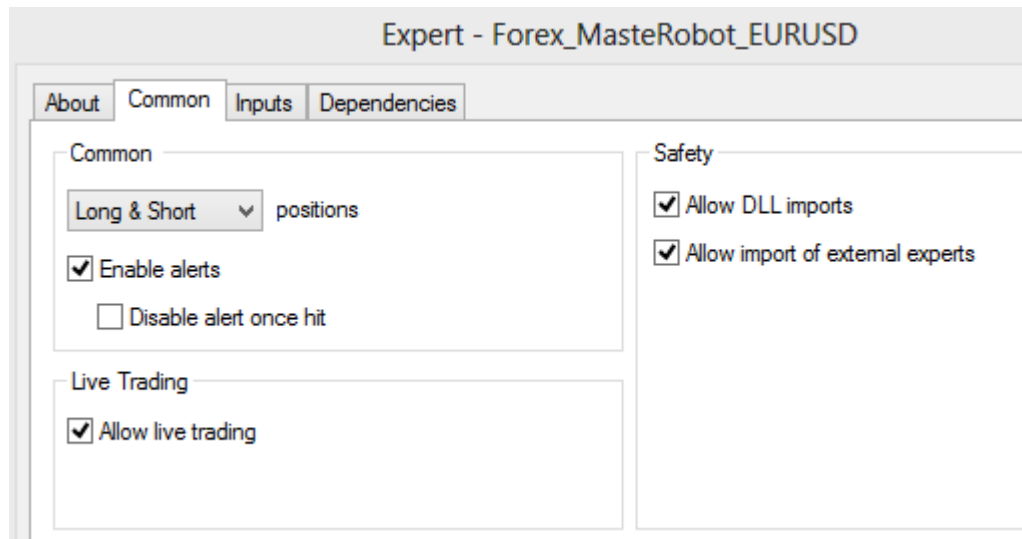
Tuning your Forex MasterRobot

Select a pair (or both pairs) you would like to trade with. You may trade with **EURUSD** and **GBPUSD**, **M30** timeframe.

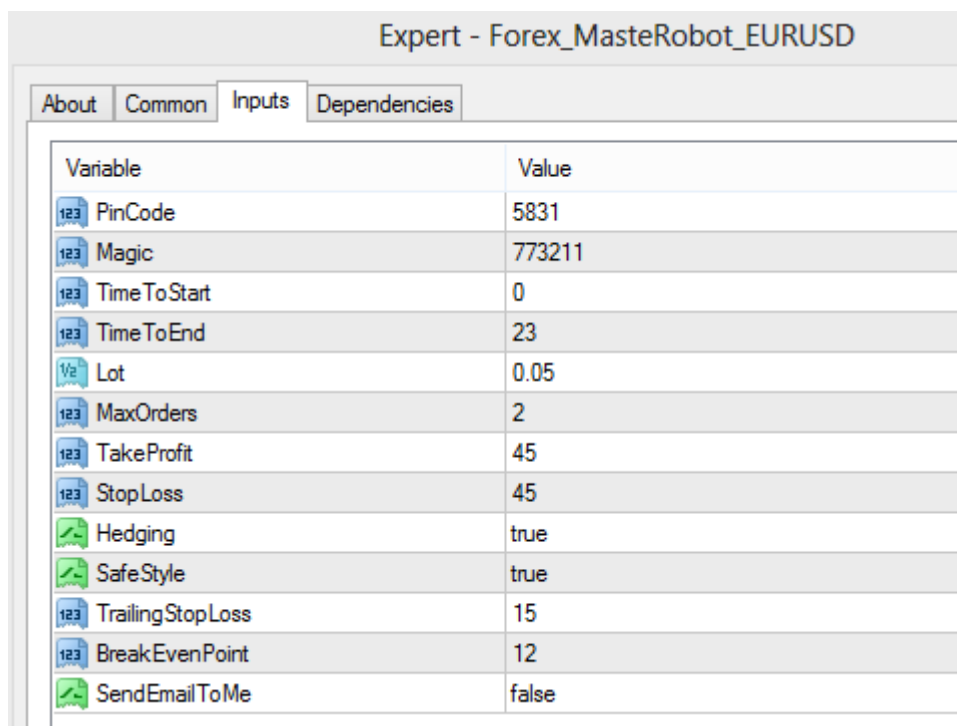
- Then drag **files** from Navigator panel straight into the new chart. You will see:



- You should see a customization table with tabs: Click "**Common**" and check all of the items like shown on the picture below:



- Now switch over to the "**Inputs**" tab. Here you can fine-tune the values:



Variable	Value
PinCode	5831
Magic	773211
TimeToStart	0
TimeToEnd	23
Lot	0.05
MaxOrders	2
TakeProfit	45
StopLoss	45
Hedging	true
SafeStyle	true
TrailingStopLoss	15
BreakEvenPoint	12
SendEmailToMe	false

PinCode is needed to activate your copy. Read further about it.

Magic is the identifying code of any robot. It should be unique. It is also shown in Comments tab when orders are set.

TimeToStart and TimeToEnd

Use it if you need to select special trading hours. Rest of the time robot will be not active. Best if you leave default settings.

Lot is the Lot Size of your trades. Please start with the smallest. For instance, set 0.1 for each \$1000 of deposit. It is the best recommended level.

MaxOrders the number of orders the product can open simultaneously on one currency pair (but not obligatory at the same time period).

Take Profit and **Stop Loss** are fixed initial values that are set along with pending limit orders. These default values are different for eurUSD and eurGBP. Please leave default or change them if you know exactly how it will help you.

Hedging* is opening a buy and sell position at the same time with the same lot volume. It is a way to reduce the amount of loss you would incur if something unexpected happened.

SafeStyle protects you from unsafe trading (especially on Fridays). You can enable or disable it due to your preferences.

TrailingStopLoss you can switch it on or off.

BreakEvenPoint - the break-even stop is enacted when a trader adjusts their stop to their trade's entry price to remove the initial risk amount from the trade.

SendEmailToMe

If you worked with email notifications before, you may setup this feature. MT4 would send emails then, but you would need to set this option in MT4 itself that may require some extra knowledge. Most of free email providers will be not supported.

*The main reason that you want to use hedging on your trades is to limit risks. Hedging can be a useful part of your trading plan if done carefully. It should only be used by experienced traders that understand market swings and timing. Dealing with hedging without adequate trading experience could be a disaster for your account. So, using hedging can be tricky sometimes, that's why we added **an optional hedging feature to Forex MasterRobot** - you can either use it or not regarding to your preferences

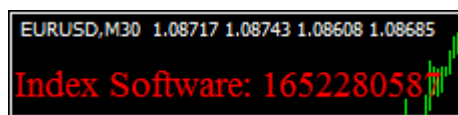


After you check the settings **PRESS OK** button.

Robot's Activation

It is allowed to use one copy of the product on 1 personal PC (1 live account and unlimited demo accounts). To protect you from using illegal copies we have integrated a **new protection system**.

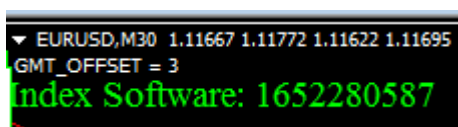
After the installation steps you will see the red message which means that you need to activate your product.



Follow the steps:

1. Copy the numbers and send them to us annaforexteam@gmail.com
2. We will generate an activation key and send it back to you.
3. Insert the received activation key into **Inputs – PinCode**.
Your personal activation key for each pair will be the same.

The message **Index Software** will become **green**.
Congratulations! You are ready to trade!



ATTENTION: You should have GMT OFFSET message on the chart.

Otherwise the Robot will not execute orders. If you do not have it – please restart your MetaTrader4 platform. If that does not help – contact our support team – annaforexteam@gmail.com.

All of the results will be visible in the column "Terminal" under the "Account History" tab.

Should you have any questions or you need any help, please feel free to contact me at anna@annaforex.com

Follow us on:

Facebook: <https://www.facebook.com/annamontigroup>

Youtube: <http://www.youtube.com/user/annaforexmonti>

Twitter: <https://twitter.com/AnnaForexClub>

LinkedIn: <http://www.linkedin.com/pub/anna-monti/92/5a/89a>

MySpace: <https://myspace.com/annaforex.monti>



As always, I'll do my best to help you. Wishing you stable profits!

Best regards, Anna "Forex" Monti

Copyright and Restrictions

Software is an important copyright topic. As a service to our customers, we have made several software programs and operating systems available free of charge from our website. You may download and use these software offerings with our products. Keep in mind, though, that we retain all rights to the software programs/operating systems and all intellectual rights therein. You may not alter, resell, re-engineer, distribute, or modify our software or operating systems.

The use of the manual and software is limited to your personal use. Spreading out the copies without our copyright or editing the manual and EA and changing titles, codes and etc is illegal and protected by international copyright law.

Copyright © 2016. Anna "Forex" Monti. All rights reserved.

Disclaimer

Trading foreign exchange on margin carries a high level of risk, and may not be suitable for all investors. The high degree of leverage can work against you as well as for you. Before deciding to invest in foreign exchange you should carefully consider your investment objectives, level of experience, and risk appetite. The possibility exists that you could sustain a loss of some or all of your initial investment and therefore you should not invest money that you cannot afford to lose. You should be aware of all the risks associated with foreign exchange trading.

No representation is being made that any account will or is likely to achieve profits or losses similar to those discussed on this website. The past performance of any trading system or methodology is not necessarily indicative of future results. Clearly understand this: Information contained in this product are not an invitation to trade any specific investments. Trading requires risking money in pursuit of future gain. That is your decision. Do not risk any money you cannot afford to lose. This document does not take into account your own individual financial and personal circumstances. It is intended for educational purposes only and NOT as individual investment advice.

We do not accept any liability for error or omission. Examples are provided for illustrative purposes only and should not be construed as investment advice or strategy. The company is doing business as Anna Monti to protect the privacy of the actual programmers.

*CFTC RULE 4.41 - HYPOTHETICAL OR SIMULATED PERFORMANCE RESULTS HAVE CERTAIN LIMITATIONS. UNLIKE AN ACTUAL PERFORMANCE RECORD, SIMULATED RESULTS DO NOT REPRESENT ACTUAL TRADING. ALSO, SINCE THE TRADES HAVE NOT

BEEN EXECUTED, THE RESULTS MAY HAVE UNDER-OR-OVER COMPENSATED FOR THE

IMPACT, IF ANY, OF CERTAIN MARKET FACTORS, SUCH AS LACK OF LIQUIDITY. SIMULATED TRADING PROGRAMS IN GENERAL ARE ALSO SUBJECT TO THE FACT THAT THEY ARE DESIGNED WITH THE BENEFIT OF HINDSIGHT. NO REPRESENTATION IS BEING MADE THAT ANY ACCOUNT WILL OR IS LIKELY TO ACHIEVE PROFIT OR LOSSES SIMILAR TO THOSE SHOWN.

You accept full responsibilities for your actions, trades, profit or loss, and agree to hold annaforex.com website and the company doing business as Anna Monti and any authorized distributors of this information harmless in any and all ways. The use of this software constitutes acceptance of this user agreement.

© 2016 Copyright Anna Monti. All rights reserved.

www.forexmasterrobot.com