



Dear Sir,

Thank you for your purchase! Step by Step, Easy to use!

1. The Meta Trader 4 (MT4) Trading Platform



Before getting started it is important that you have an excellent broker that provides the Meta trader 4 platform. As you may or may not know, all brokers are different.

Some are more reliable than others, different spreads, data feeds, and such. It is important to pick high quality broker.

We personally have done some tests and have concluded which brokers work well with our software and in general. Thus, we HIGHLY RECOMMEND the brokers below this paragraph. If you do not have MT4 installed on your computer, you can download a free copy by going to one of the following brokers and requesting a demo account:



Please open new real account. Type: Leverage: 1:500 ECN USD or Euro.
PARTNER brokers with minimum deposit €1000 / \$1000

Spreads as low as 0.0 Pips   [Read More](#)

*T&Cs apply. Forex and CFD trading is high risk and can result in the loss of all your invested capital.

Please open new real account. Type: Leverage: 1:500 Zero USD or Euro.
PARTNER brokers with minimum deposit €1000 / \$1000

**Open an account, through this page, by clicking to example International Capital Markets logo above!
The account opening is only valid by clicking to the logo above.**

ICMarkets or XM - not required. But it is recommended!

2. Windows VPS

What is a Windows VPS?

If you're not sure that your provider is able to give you stable connection, or if you don't want to leave on your PC night and day, you can use a VPS service.

It is easy, handy, comfortable to use VPS instead of keeping on your PC all the time, not to mention the importance of having continuous, stable internet connection. Use: Windows VPS.

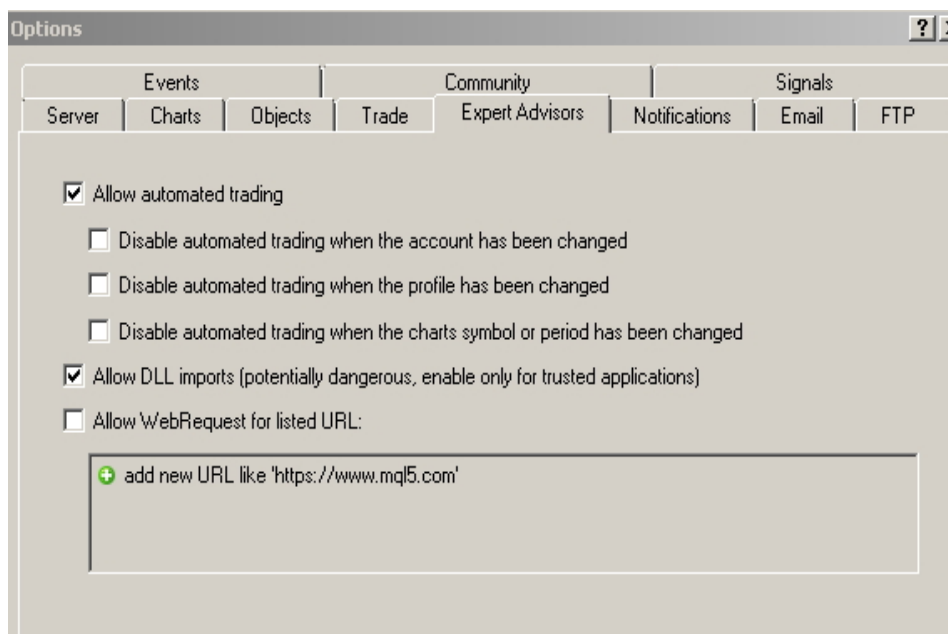
Install and setup MT4 Platform

Use: Windows Vps

Install MT4 Platform (Free download: your e-mail address)

Use: Login! /your e-mail address . Use: account number an password/

Settings MT4 : Tools - Options - Expert Advisors



3. FX Blue – Registration

I'm sending you: FXBlue Invitation. You will receive an email. Step by step

Internet Trade Mirror registration

You need to complete the following steps in order to receive trades from your signal sender through FX Blue's **Internet Trade Mirror**:

1. Enter the invitation code from your signal sender
2. Register with FX Blue
3. Verify your details
4. Download and install the Receiver EA for MT4

If you **already** have an account with FX Blue, please contact the signal sender and ask them to add that account to their list of subscribers. This form will create a new account with FX Blue.

Step 1 - Invitation code

Please enter the invitation code from the signal sender:

Code:



Check



Step 2 - Please register with FX Blue

Please register with FX Blue by choosing a username and password. You also need to enter your email address, which will be validated in the next step.

Our **Privacy Notice** sets out how we will handle your correspondence and any personal information you provide to us in line with data protection law.

Email address:

Username:

 (min 3 chars, max 20)

Password:

 (min 6 chars)

Register

Please register with FXblue

Send verification code . You will get new sms / view: new e-mail address / – Send it - new e-mail example: „hello”

Step 3 - Send verification code

You need to verify your personal details in order to use the **Internet Trade Mirror**.

Please **fill** in the form below. We **will** then issue a verification code to your phone via SMS.

Our **Privacy Notice** sets out how we **will** handle your correspondence and any personal information you provide to us **in line** with data protection law.

First (given) name:

Family name:

Mobile/cell phone:

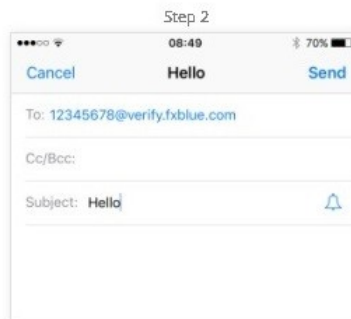
Send SMS

Send verification email

We have sent an SMS to your phone, containing a verification email address such as 12345678@verify.fxblue.com

To verify your account, please send an email to the address in the SMS. You can write anything in the email - for example, just send us "Hello". You can send the email from your computer (or any other device). You do not need to send the email from your phone.

This page will automatically update when we receive your email. If you need to re-send the SMS, please **click here**.



Mirror Receiver download

Please use the [link below](#) to download the Mirror Receiver software for MT4.

[Download Mirror Receiver](#)



Mirror Receiver settings

The settings for the Mirror Receiver are as follows:

Channel:



Username:



Password:

(The password for your FX Blue account)

Help and support

The user guide for the Mirror Receiver is included in the download package, and is also available online:

[Online user guide](#)

Please contact your signal sender for support. FX Blue provides the Mirror as a free service on the basis that senders of signals, not us, handle the support for their subscribers.

4. FX Blue – Trade Mirror

or

[Download Trade Mirror - Receiver EA for MT4](#) or [download ex4 and dll + PDF file](#)

/Use: Windows VPS/

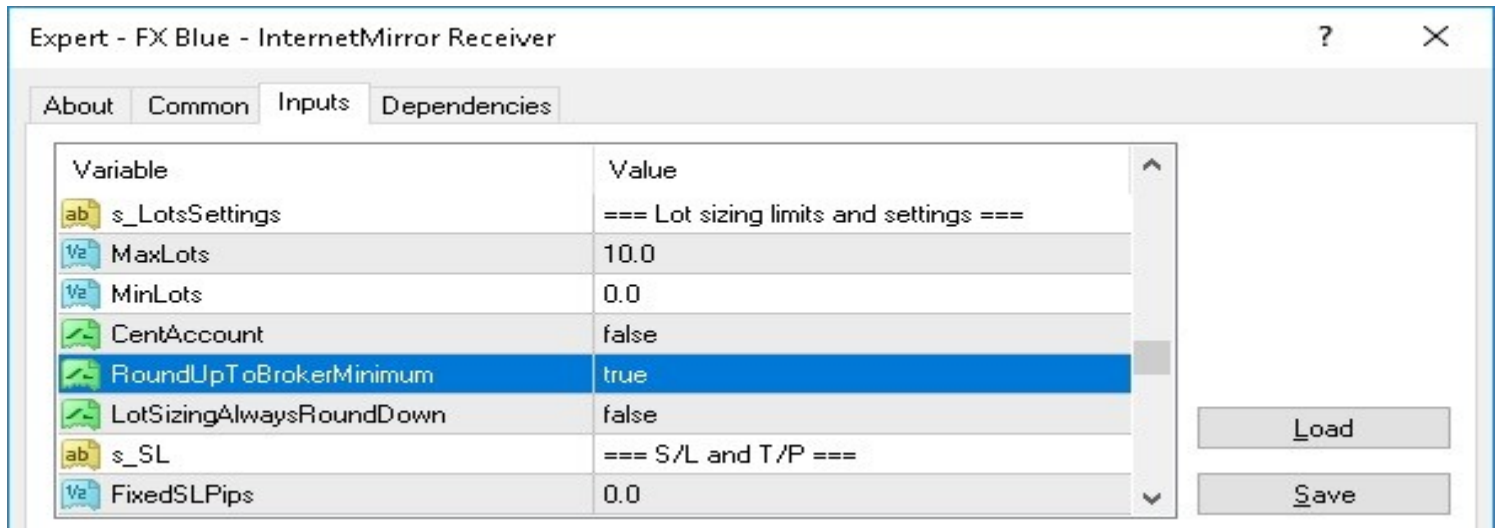
Install Internet mirror receiver for MT4

Please install receiver. Example: USDCAD (Any) – Timeframe: H1 (Any)

Variable	Value
s_Server	=== Server settings ===
Channel	
MessageServer	FX Blue main hub (Europe)
Username	
Password	
s_Trades	=== Local settings ===
ForexSymbolSuffix	
FuturesSymbol	#

Setup : Internet mirror reciver

- Channel: **aquaforextrading**
- username: xxxxxxxx
- password: xxxxxxxx
- Round Up to broker minimum: **True**



- Other: default set

U.S. Government Required Disclaimer - Trading foreign exchange on margin carries a high level of risk, and may not be suitable for all investors. The high degree of leverage can work against you as well as for you. Before deciding to invest in foreign exchange you should carefully consider your investment objectives, level of experience, and risk appetite. The possibility exists that you could sustain a loss of some or all of your initial investment and therefore you should not invest money that you cannot afford to lose. You should be aware of all the risks associated with foreign exchange trading, and seek advice from an independent financial advisor if you have any doubts. Clearly understand this: Information contained within this course is not an invitation to trade any specific investments. Trading requires risking money in pursuit of future gain. That is your decision. Do not risk any money you cannot afford to lose. This document does not take into account your own individual financial and personal circumstances. It is intended for educational purposes only and NOT as individual investment advice. Do not act on this without advice from your investment professional, who will verify what is suitable for your particular needs & circumstances..Hard Risk.Failure to seek detailed professional personally tailored advice prior to acting could lead to you acting contrary to your own best interests & could lead to losses of capital.

***CFTC RULE 4.41 - HYPOTHETICAL OR SIMULATED PERFORMANCE RESULTS HAVE CERTAIN LIMITATIONS. UNLIKE AN ACTUAL PERFORMANCE RECORD, SIMULATED RESULTS DO NOT REPRESENT ACTUAL TRADING. ALSO, SINCE THE TRADES HAVE NOT BEEN EXECUTED, THE RESULTS MAY HAVE UNDER-OR-OVER COMPENSATED FOR THE IMPACT, IF ANY, OF CERTAIN MARKET FACTORS, SUCH AS LACK OF LIQUIDITY. SIMULATED TRADING PROGRAMS IN GENERAL ARE ALSO SUBJECT TO THE FACT THAT THEY ARE DESIGNED WITH THE BENEFIT OF HINDSIGHT. NO REPRESENTATION IS BEING MADE THAT ANY ACCOUNT WILL OR IS LIKELY TO ACHIEVE PROFIT OR LOSSES SIMILAR TO THOSE SHOWN.**

By using Aqua Forex Trading , you acknowledge that you are familiar with these risks and that you are solely responsible for the outcomes of your decisions. We accept no liability whatsoever for any direct or consequential loss arising from the use of this product.

Happy Trading! Aqua Forex Trading