



Installation Manual & User's Guide

Happy Fast Money v1.3

English Language

Welcome to Happy Fast Money!

The Happy Fast Money Installation File plus the Happy Fast Money Installation Manual & User's Guide have been sent to your e-mail address as a single compressed file attachment. Save the attachment in a new \Downloads\Happy Fast Money folder and extract the files.

Installation and Setup of the Happy Fast Money v1.3 robot is very easily accomplished.

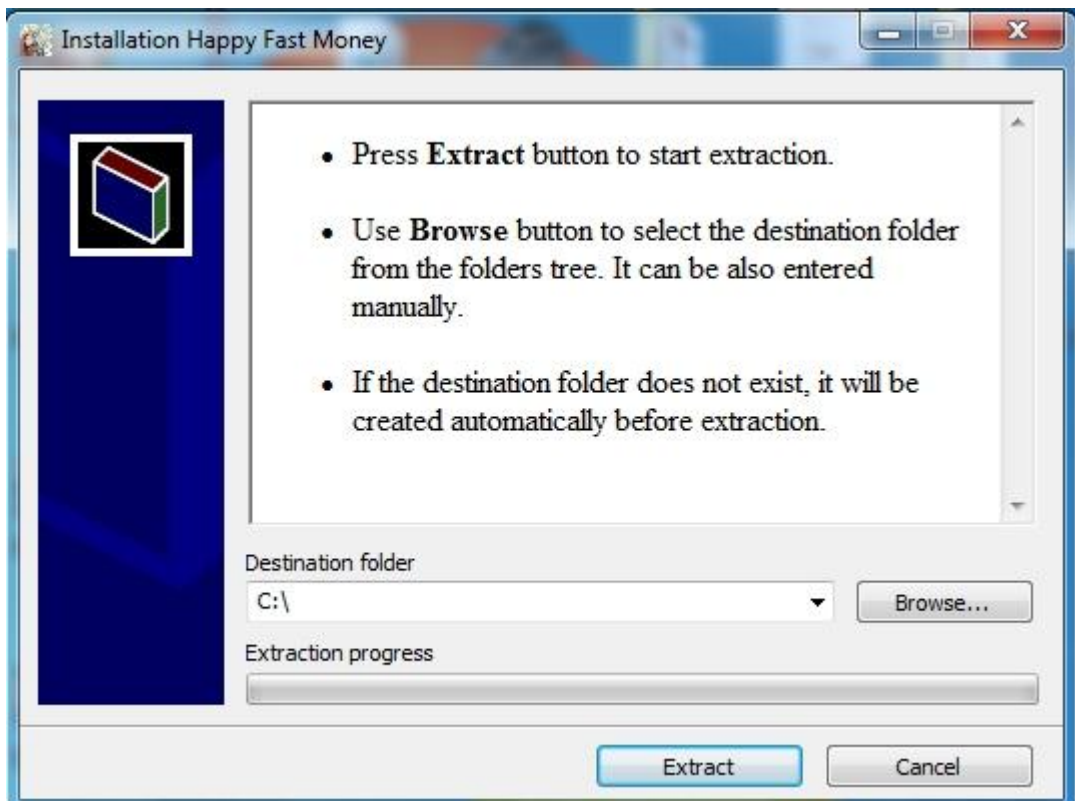
Note: All references to earlier versions in the screenshots below are understood to mean the current version.

Robot Installation:

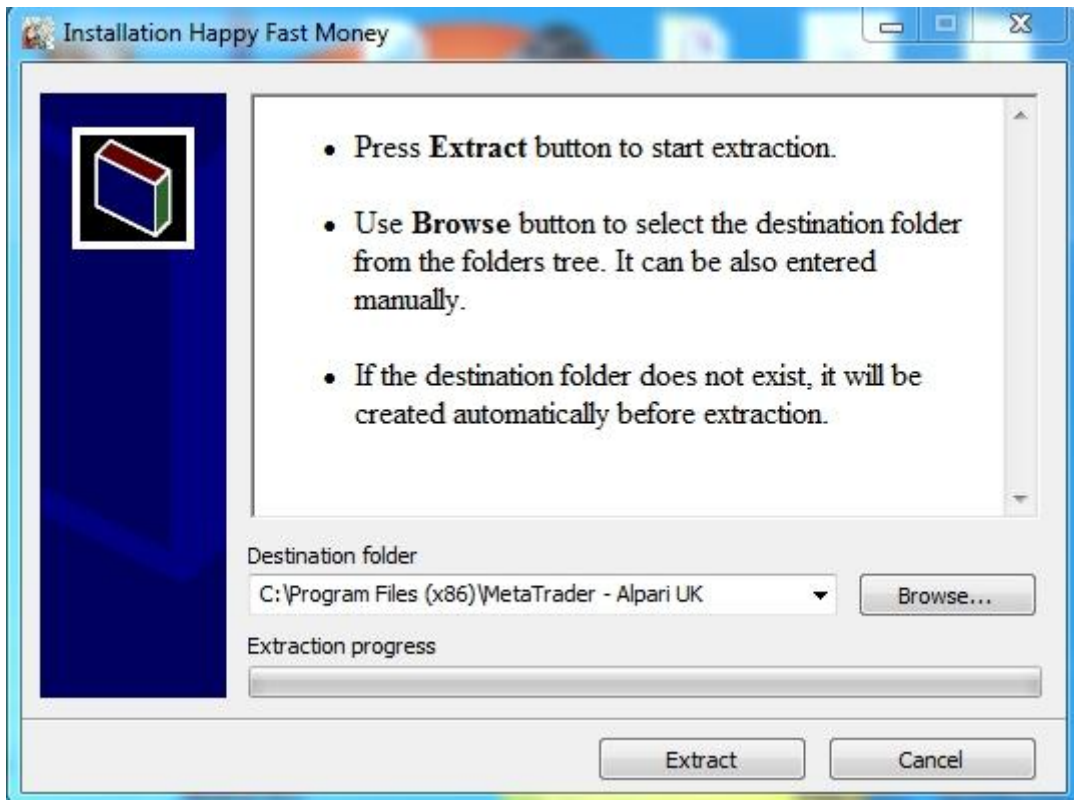
1. Close all MetaTrader Platforms that may be running.
Locate your saved Installation File: Happy Fast Money v1.3.exe
Double click on the Happy Fast Money v1.3 icon.



2. The Happy Fast Money Installation Window will open.



3. Click the Browse Button, select the target folder where your MetaTrader4 is installed under \Program Files (x86), then click the Extract Button.

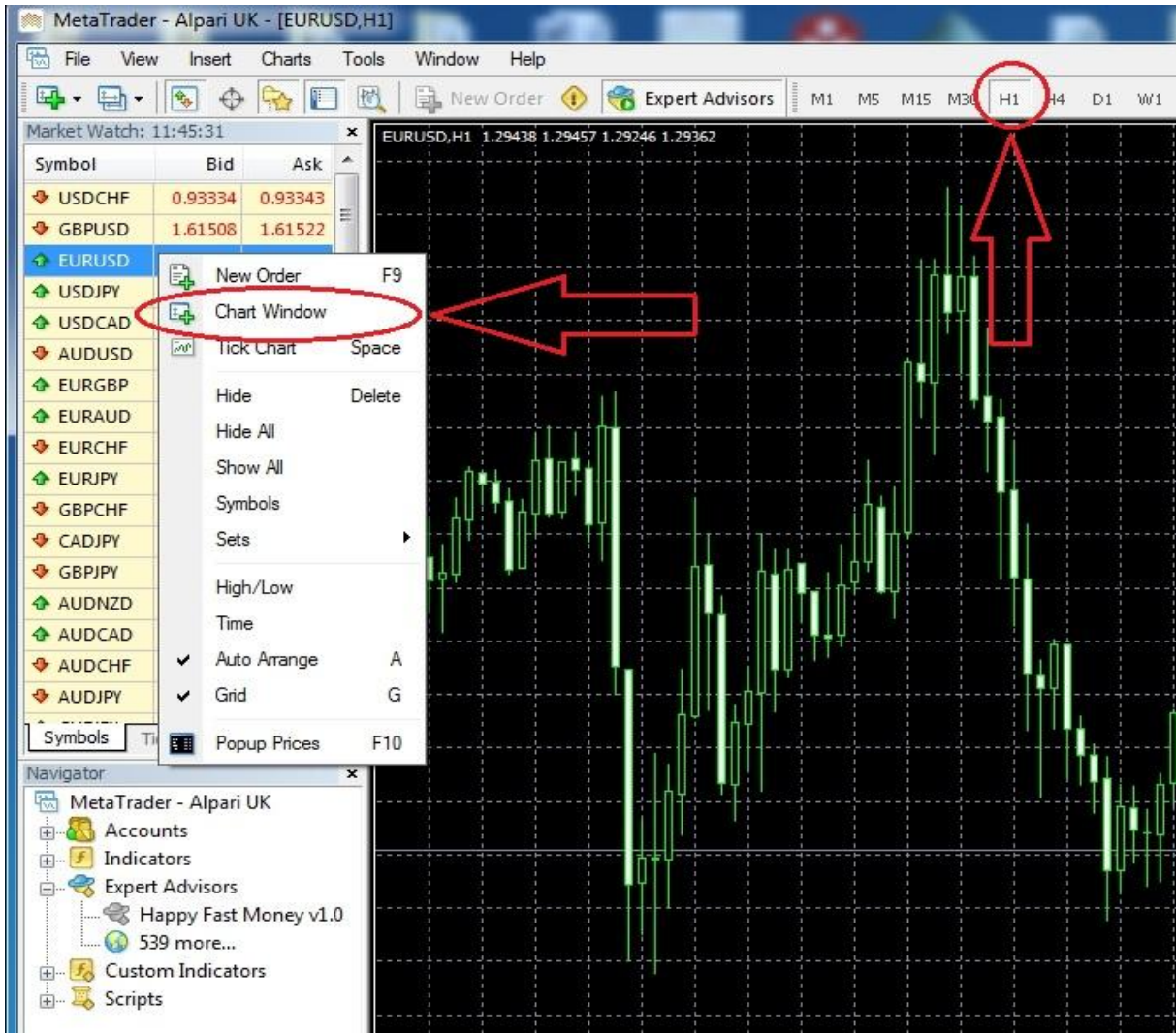


4. The installation process is very fast. When completed successfully, the installation window will close without further notice.
5. Repeat the above steps for each instance of MetaTrader on which you wish to run Happy Fast Money.

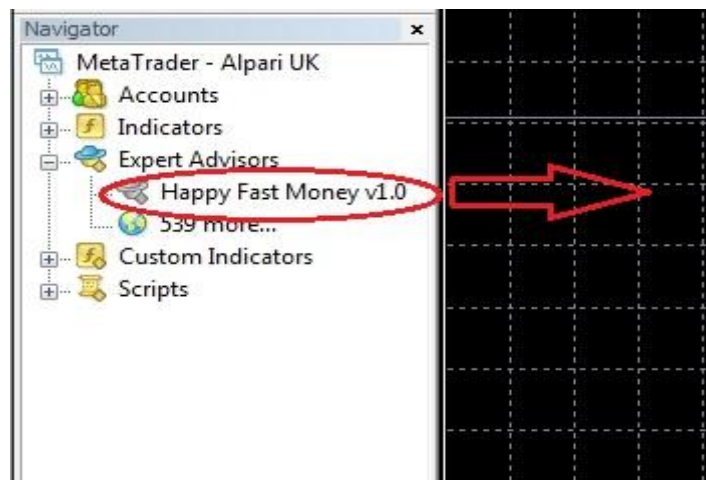
Robot Setup:

Launch your MetaTrader4 Platform.

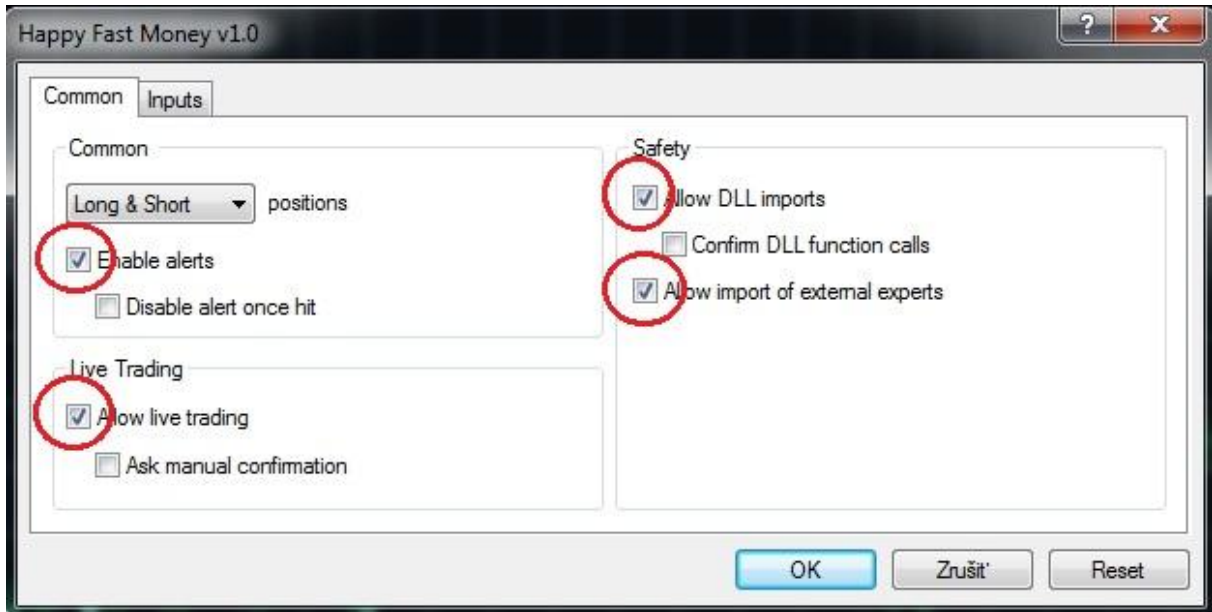




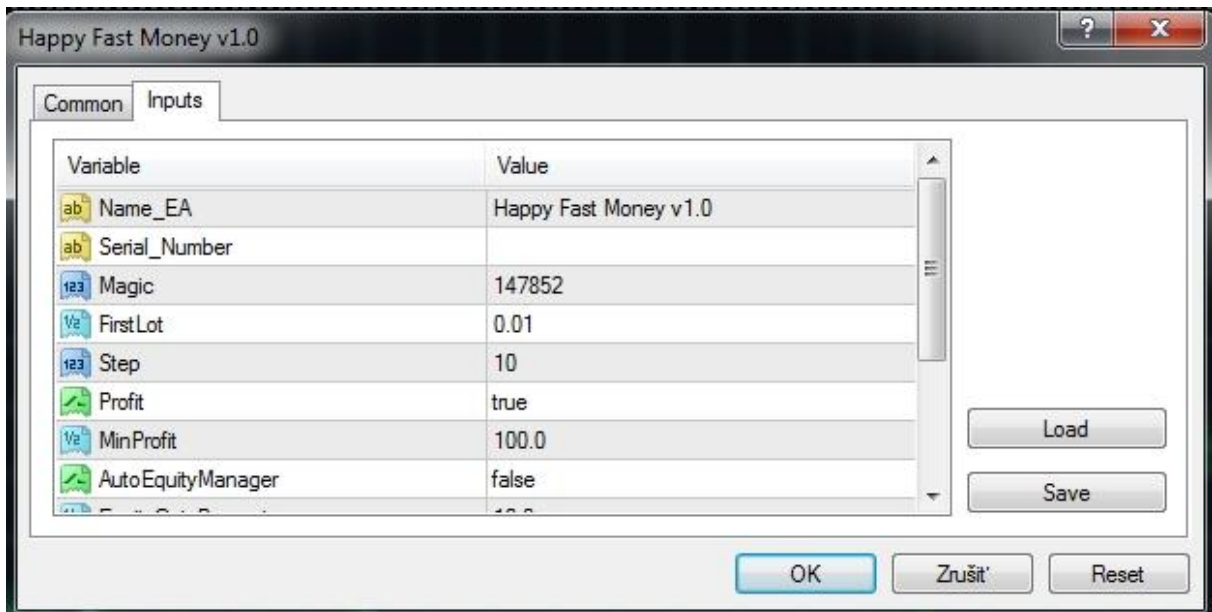
1. Create a new GBPUSD, EURUSD and EURGBP Chart (H1) or AUDUSD, CADUSD and EURCHF Chart (H1)



2. Use your mouse to drag the Happy Fast Money v1.3 robot onto the chart.



3. The Expert Advisor Properties Page will open.
Verify all Common Settings are as shown above.



4. The Expert Advisor Inputs:

Name_EA: The Expert Advisor Name and Version Number

Serial_Number: Locate the file: Serial_Number DD.MM.YYYY.txt that we sent as part of your installation package. The file name indicates the expiration date for this copy of the robot. We use an expiration date to help secure the robot against piracy. If you are a legitimate registered user, you will receive a replacement file before the expiration date, if a new version update is not issued before then. In all cases,

double click the file to open it. Contained in text format is your Serial Number. Copy and Paste the number into the Serial Number field of the Inputs tab as shown above.

Magic: A unique random Magic Number enables Happy Fast Money to distinguish its open trade positions from those that were entered by other robots, or done manually. Any number is acceptable as long is not the same number used by any other robot running on this MetaTrader Platform. Please don't change the magic for every new currency pairs.

FirstLot: Size of the first open lot.

Recommended Lot Size based upon the account balance.

Min. \$Balance	Std. Lot Size
5,000	0.01
10,000	0.02
20,000	0.04
50,000	0.1
500,000	1

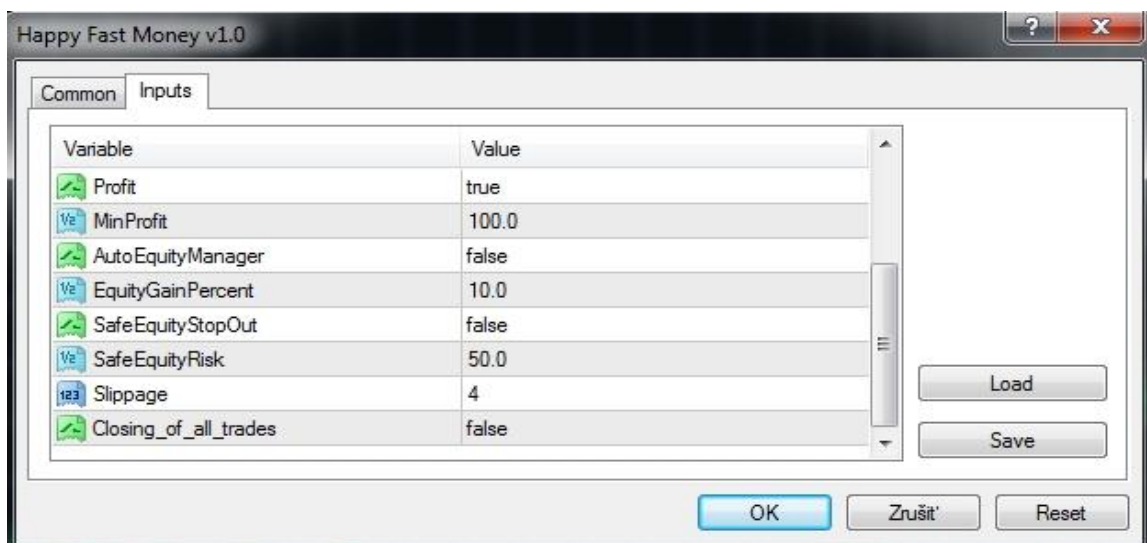
Step: scale set up between individual trades in points. (Default setting: 15)

Profit: (true/false option)

MinProfit: \$ Target to be achieved in order to Take Profit on each position.

Recommended Take Profit setting based upon the account balance:

Min. \$Balance	Profit_all_orders	Profit_all_orders (set Hedge)
5,000	\$100.00	\$50.00
10,000	\$200.00	\$100.00
20,000	\$400.00	\$200.00
50,000	\$1000.00	\$500.00
500,000	\$10000.00	\$5000.00



AutoEquityManager: (true/false option) (Default = false)

EquityGainPercent: Automatically close all trades when your balance shows a gain of X percent. (Default = 10)

SafeEquityStopOut: (true/false option) (Default = false)

SafeEquityRisk: determines if Happy Fast Money closes all open trades when a percentage of the account equity is in a floating loss. (Default = 50)

Slippage: Maximum difference between the order & fill price granted to the broker. (Default setting: 4 pips)

Closing_of_all_trades: Setting this to true and clicking OK will force immediate closure of all open trades associated with this EA's Magic Number. (Default = false)

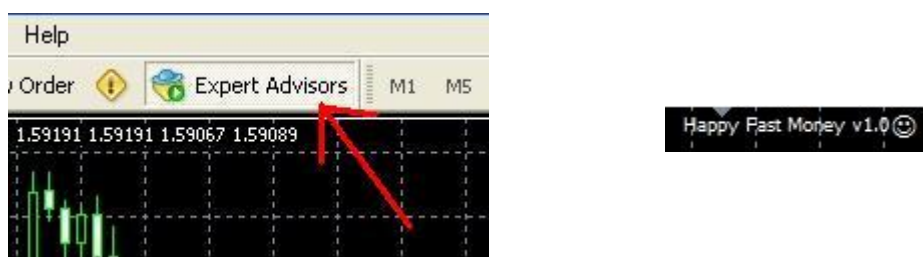
HedgeAfter: After how many trades open hedge trade, ie the X-sell limit is open at the same time buy stop. (Default = 9999)

HedgeIncrease: Increase lot of trade, ie HedgeAfter must be exceeded after X trades, ie after X sell the open a buy, but for increase lot at X buy stop will be increased lot. (Default = 9999)

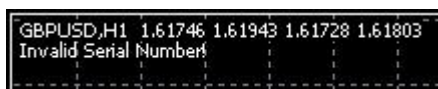
HedgeIncreaseMulti: Increases lots for setting HedgeIncrease. (Default = 1)

Launch of Happy Fast Money robot:

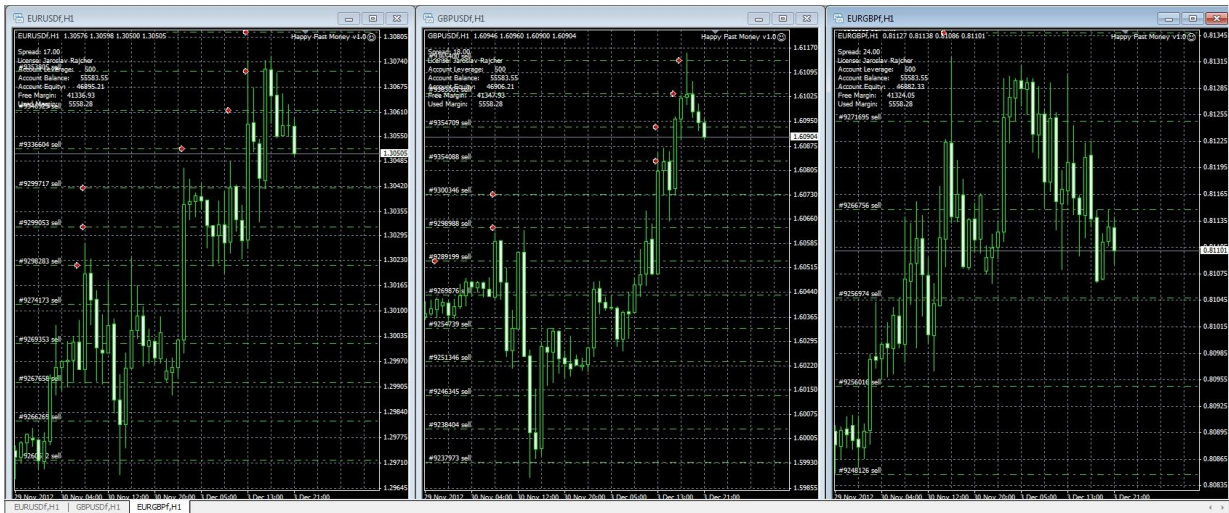
Once all Inputs have been set, click OK to close the properties Page. Insure the Expert Advisor Button is depressed; the Green Play Arrow is now seen.



When all is correct the "Smile" emoticon will appear in the upper right corner of the chart. A "Sad" emoticon indicates there is an error.



If the serial number is incorrect, you will see "Invalid Serial Number!". The robot will not trade until a valid, unexpired Serial Number is correctly entered. See above discussion at #4 for Serial Number information. Below is the properly running EA.



Example of proper setup:

Deposit: \$5,000

MinProfit: \$100

Step: 15

FirtsLot: 0.01

Order setting is default.

Example of proper setup Hedge:

Deposit: \$5,000

MinProfit: \$50

Step: 15

FirtsLot: 0.01

HedgeAfter: 0

HedgeIncrease: 10

HedgeIncreaseMulti: 2

Order setting is default.

In after reading this manual you have unanswered questions or issues regarding the Happy Fast Money system, please contact us at the following e-mail address:

info@happyforex.sk

We wish you Happy & Successful Trading!

Important Notice:

Happy Fast Money is licensed for your personal use only. Each and every user copy has security features hard coded into the Happy Fast Money system. As a licensed user you may not share, copy, duplicate, change, modify, reverse engineer, or sell this Expert Advisor, or any copy of same.

In cases of fraud or theft by a user acting alone or in concert with others, including situations in which a user has allowed third parties access to the Expert Advisor Happy Fast Money in any manner, Happy Fast Money shall assess against the user in addition to all other fees, damages, and penalties to which it may be entitled, a €500 fee per forged, faked, fictitious, stolen or otherwise unauthorized item or transfer. This fee shall constitute liquidated damages to help compensate Happy Fast Money for the time and effort necessary to rectify said conduct.

As an independent and self-directed investor you acknowledge that you alone, shall be responsible for determining the suitability of your investment choices and investment strategies. You understand Happy Fast Money is an automated trading system with those limitations associated with such systems. By nature, trades can be executed automatically and without human intervention. By using Happy Fast Money you agree to assume all risks associated with such automated trading.

Happy Fast Money disclaims all responsibility for the investment choices & determinations made on your behalf by the EA while operating on your systems. You shall not hold Happy Fast Money or any of its employees or affiliates liable for said investment decisions.

The Staff cannot advise or otherwise comment concerning the nature, risk, or suitability of any particular investment, trade, or transaction; or upon the EA's underlying investment strategy.

You also recognize that Happy Fast Money does not provide legal or tax advice.

Happy Fast Money shall not be held liable for any damages or losses resulting from the use of this EA, including but not limited to any trading loss of profit, which may arise directly or indirectly from said use of the Happy Fast Money v1.3 EA.

Other important notices may be found at www.happyforex.sk under our Terms and Conditions. Please review these notices before the commencement of trading.

