



Installation Manual & User's Guide

Happy Forex v1.8

English Language

Welcome to Happy Forex!

The Happy Forex Installation File plus the Happy Forex Installation Manual & User's Guide have been sent to your e-mail address as a single compressed file attachment. Save the attachment in a new \Downloads\Happy Forex folder and extract the files.

Installation and Setup of the Happy Forex v1.8 robot is very easily accomplished.

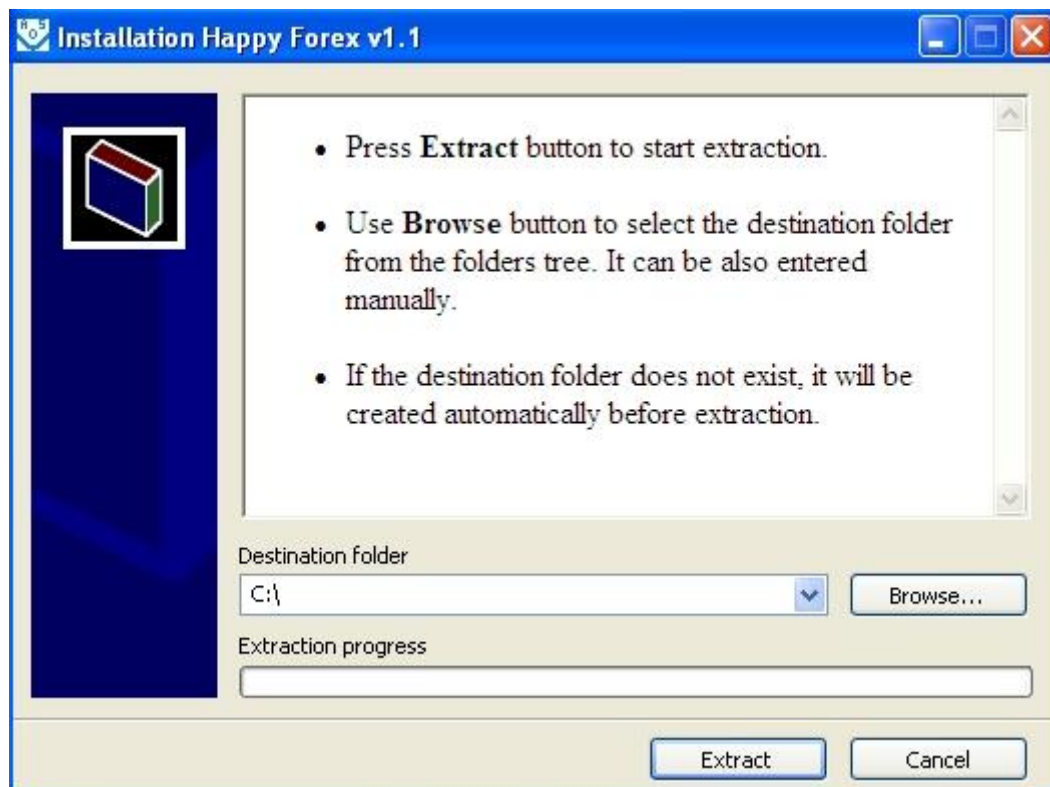
Note: All references to earlier versions in the screenshots below are understood to mean the current version.

Robot Installation:

1. Close all MetaTrader Platforms that may be running.
Locate your saved Installation File: Happy Forex v1.8.exe
Double click on the Happy Forex v1.8 icon.



2. The Happy Forex Installation Window will open.



3. Click the Browse Button, select the target folder where your MetaTrader4 is installed under \Program Files (x86), then click the Extract Button.

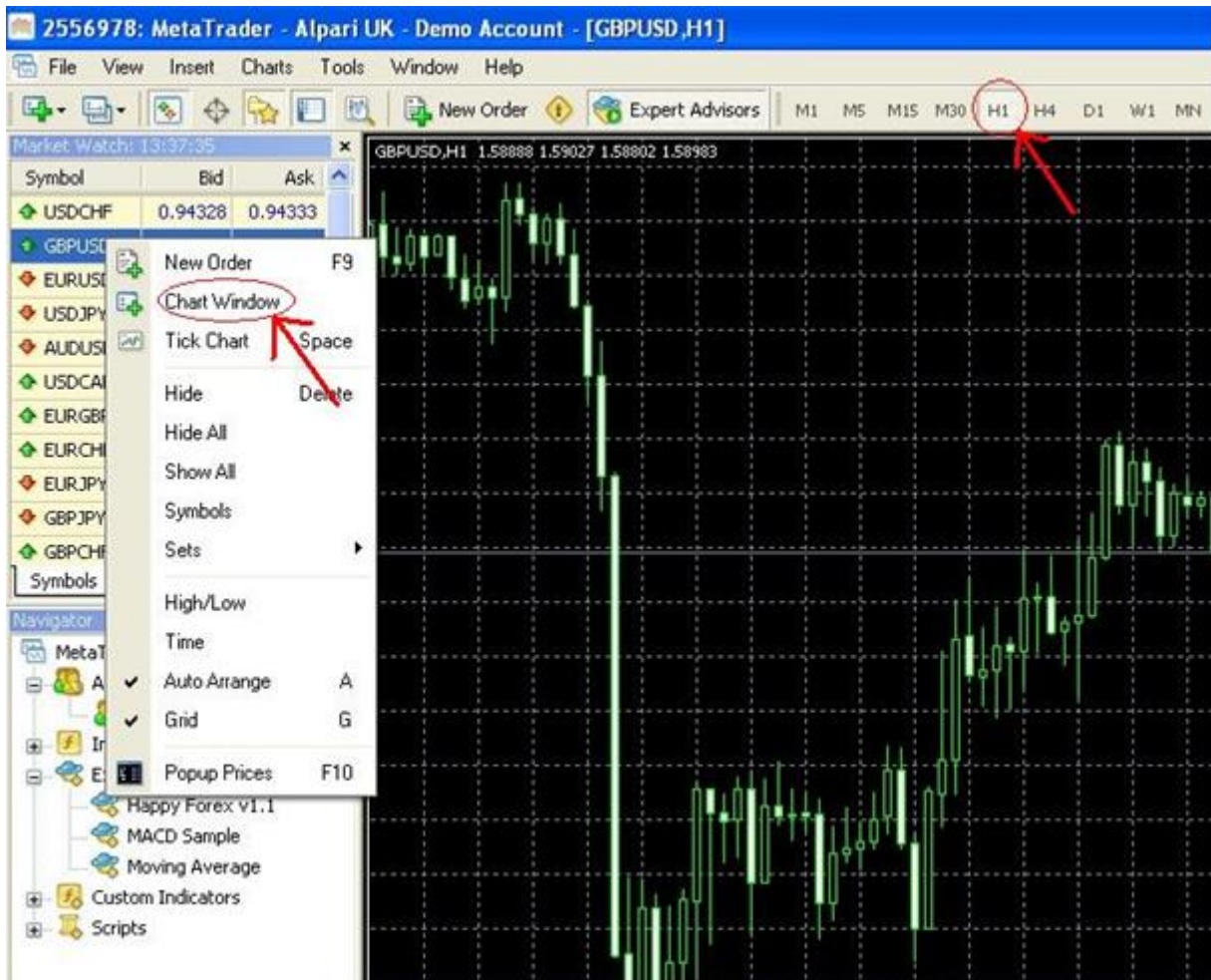


4. The installation process is very fast. When completed successfully, the installation window will close without further notice.
5. Repeat the above steps for each instance of MetaTrader on which you wish to run Happy Forex.

Robot Setup:

Launch your MetaTrader4 Platform.

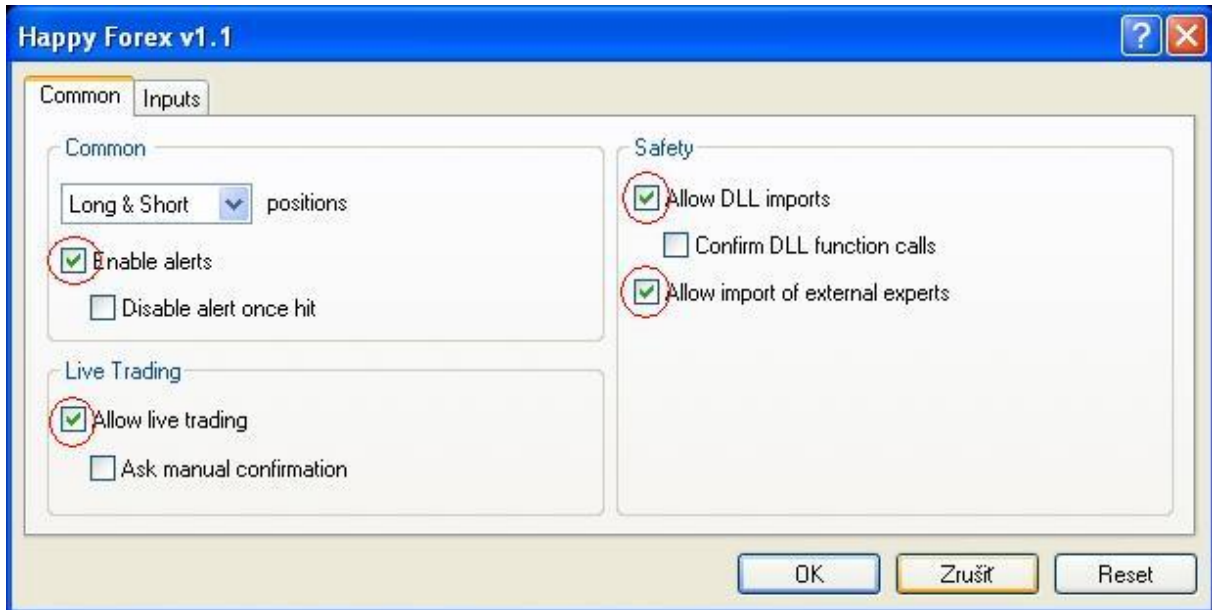




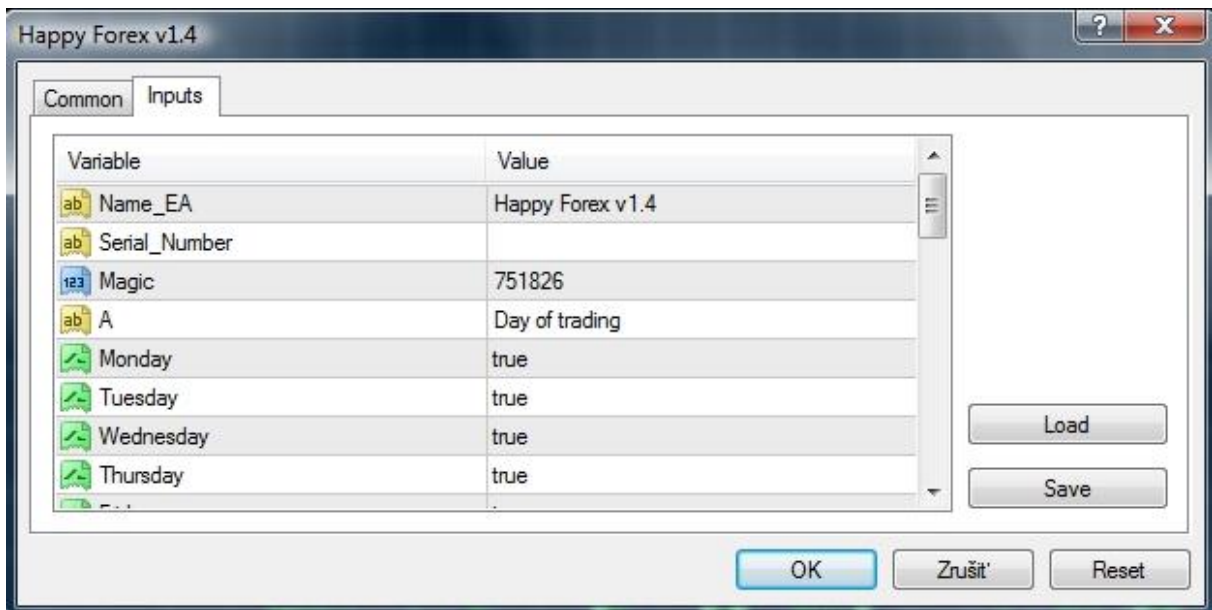
1. Create a new GBPUSD or AUDUSD Chart (H1) for **setting 1** and for only **setting 2** you can use multiple currency pairs (GBPUSD, AUDUSD, EURUSD) Please change the magic for every new currency pairs. For **setting 3** you use multiple currency pairs (EURCHF, AUDUSD). Please don't change the magic for every new currency pairs.



2. Use your mouse to drag the Happy Forex v1.8 robot onto the chart.



3. The Expert Advisor Properties Page will open.
Verify all Common Settings are as shown above.



4. The Expert Advisor Inputs:

Name_EA: The Expert Advisor Name and Version Number

Serial_Number: Locate the file: Serial_Number DD.MM.YYYY.txt that we sent as part of your installation package. The file name indicates the expiration date for this copy of the robot. We use an expiration date to help secure the robot against piracy. If you are a legitimate registered user, you will receive a replacement file before the expiration date, if a new version update is not issued before then. In all cases, double click the file to open it. Contained in text format is your Serial Number. Copy and Paste the number into the Serial Number field of the Inputs tab as shown above.

Magic: A unique random Magic Number enables Happy Forex to distinguish its open trade positions from those that were entered by other robots, or done manually. Any number is acceptable as long as it is not the same number used by any other robot running on this MetaTrader Platform. We recommend you change this number to any other number to help hide the identity of your robot from your broker-dealer. **For setting 2 with multiple currency pairs need to be always changed magic that each currency pair closes itself in setting profit. For setting 3 don't change the magic for every new currency pairs.**

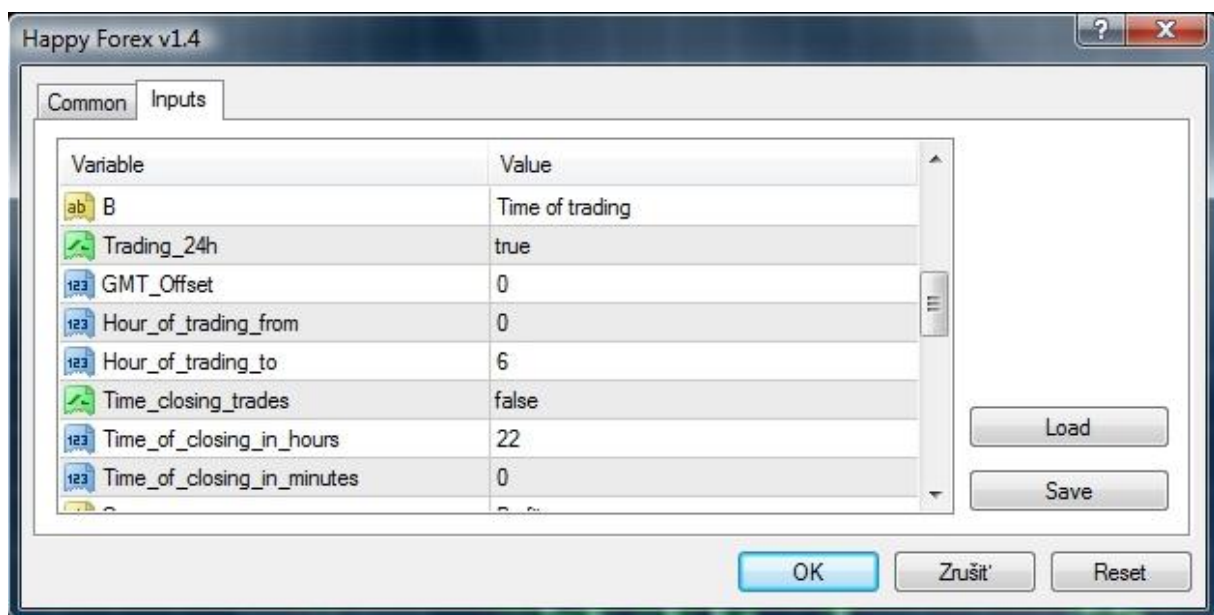
FilterSpread: Switching on and off FilterSpread

SpreadMax: maximum allowed spread. (Default setting: 4)

A. Day of trading

Monday through Sunday: Day of Week. Set to true or false. Happy Forex will not open trades on Chart Days that are set to false.

(Default setting: true for all days)



B. Time of trading

Trading_24h: When set to true Happy Forex will trade 24 hours per Chart Day. When set to false the "From and To Hours" below will be used to enable trading. (The Default for setting 1 is true, but for setting 2 the Default is false)

GMT_Offset: Is an absolute time reference & doesn't change with the seasons. (The Default for setting 1 is 0, but for setting 2 is depending on how in which country you running EA Happy Forex: from +12 to -12) Give not GMT broker!!! You must set the correct time in Windows. Example GMT: Washington D.C (Eastern Standard Time) is GMT: -5

Help for setting 2 to determine GMT in country: <http://wwp.greenwichmeantime.com>

Hour_of_trading_from - to: when Trading_24h is false, it becomes possible to set the beginning and end times for trading to the given hours.
(Default for setting 2 condition is from = 22, to = 5)

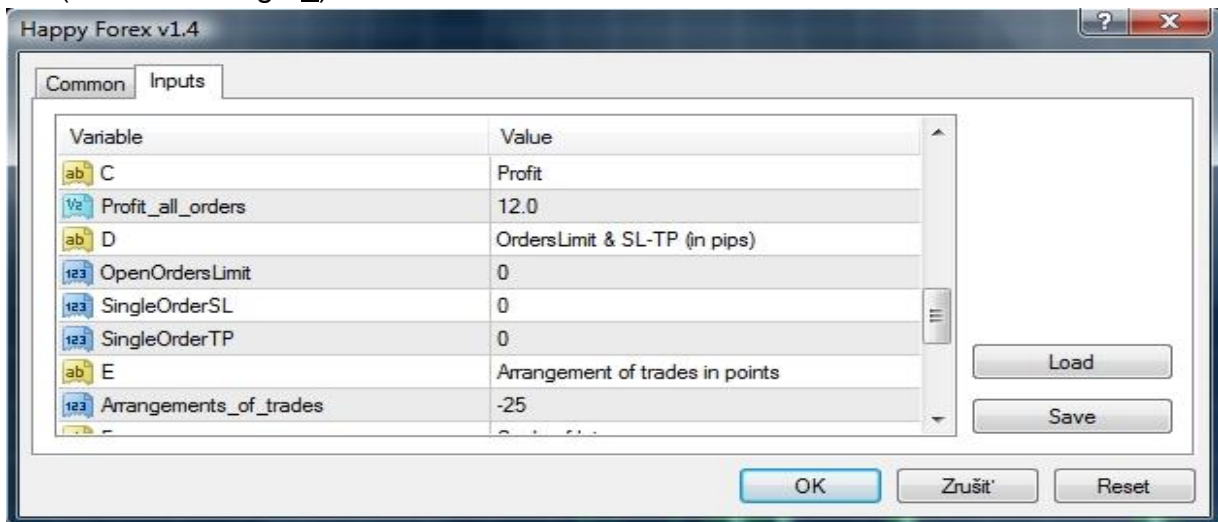
C. ProfitCheck

Closes all trades at some time only when all the trades are in profit.

Time_closing_trades: (true/false option) (Default setting: false)

Time_of_closing_in_hours: when Time_closing_trades = true, close trades hour
(Default setting: 5)

Time_of_closing_in_minutes: when Time_closing_trades = true, close trades min
(Default setting: 0)



D. Profit

Profit: (true/false option)

Profit_all_orders: \$ Target to be achieved in order to Take Profit on each position.

Recommended Take Profit setting based upon the account balance:

Normal setting 1

Min. \$Deposit	Profit_all_orders	Method of Calculation
1,000	\$12.00	
2,000	\$24.00	12 x 2,000/1,000 = 24
10,000	\$120.00	12 x 10,000/1,000 = 120
100,000	\$1,200.00	12 x 100,000/1,000 = 1200

Safe setting 1

Min. \$Deposit	Profit_all_orders	Method of Calculation
1,000	\$6.00	
2,000	\$12.00	6 x 2,000/1,000 = 12
10,000	\$60.00	6 x 10,000/1,000 = 60
100,000	\$600.00	6 x 100,000/1,000 = 600

Setting 2:

Min. \$Deposit	Profit_all_orders	Method of Calculation
200	\$1.00	
400	\$2.00	1 x 400/200 = 2
10,000	\$50.00	1 x 10,000/200 = 50
100,000	\$500.00	1 x 100,000/200 = 500

Setting 3:

Min. \$Deposit	Profit_all_orders	Method of Calculation
1,000	\$10.00	
2,000	\$20.00	10 x 2,000/1,000 = 20
10,000	\$100.00	10 x 10,000/1,000 = 100
100,000	\$1,000.00	10 x 100,000/1,000 = 1000

E. OrdersLimit & SL-TP (in pips)

Use_OrdersLimit: (true/false option) (Default = true)

OpenOrdersLimitDay: limit the number of open orders in days (Default = 1 for set 1 and 2, Default = 3 for set 3)

OpenOrdersLimit: limit the number of open orders (Default = 0)

SingleOrderSL: Stop Loss for each individual Order (in pips) (Default = 0)

SingleOrderTP: Take Profit of each individual Order (in pips) (Default = 0)

F. Arrangement of trades in points

Arrangements_of_trades: The Pip width between Buy and Sell Limit Orders.

A minus sign must precede the number, e.g. -25.

(Default for setting 1 = -25, for setting 2 = -10, for setting 3 = -10)

G. Scale of lot

Lots: Size of the first open lot.

Recommended Lot Size based upon the account balance.

Setting 1: Recommended for 24 Hour trading

Normal setting 1

Min. \$Balance	Std. Lot Size	Method of Calculation
1,000	0.1	0.1 x (1,000/1,000) = 0.1
2,000	0.2	0.1 x (2,000/1,000) = 0.2
10,000	1	0.1 x (10,000/1,000) = 1
100,000	10	0.1 x (100,000/1,000) = 10

Safe setting 1

Min. \$Balance	Std. Lot Size	Method of Calculation
1,000	0.05	$0.05 \times (1,000/1,000) = 0.05$
2,000	0.1	$0.05 \times (2,000/1,000) = 0.1$
10,000	0.5	$0.05 \times (10,000/1,000) = 0.5$
100,000	5	$0.05 \times (100,000/1,000) = 5$

Setting 2: Recommended for Limited Hours trading

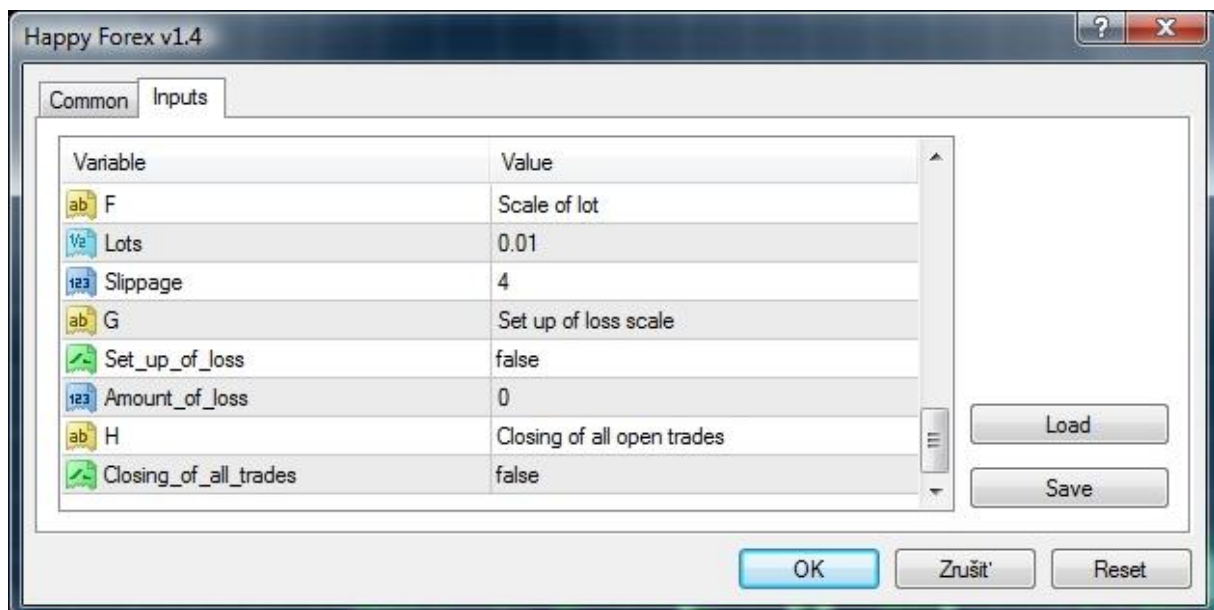
Min. \$Balance	Std. Lot Size	Method of Calculation
200	0.01	$0.01 \times (200/200) = 0.01$
400	0.02	$0.01 \times (400/200) = 0.02$
10,000	0.50	$0.01 \times (10,000/200) = 0.50$
100,000	5.00	$0.01 \times (100,000/200) = 5.00$

Setting 3: Recommended for 24 Hour trading

Min. \$Balance	Std. Lot Size	Method of Calculation
1,000	0.01	$0.01 \times (1,000/1,000) = 0.01$
2,000	0.02	$0.01 \times (2,000/1,000) = 0.02$
10,000	0.10	$0.01 \times (10,000/1,000) = 0.10$
100,000	1.00	$0.01 \times (100,000/1,000) = 1.00$

Slippage: Maximum difference between the order & fill price granted to the broker.

(Default setting: 4 pips)



H. Set up of loss scale

Set_up_of_loss: When true, enables Amount_of_loss.
(Default = false)

Amount_of_loss: Maximum allowable Drawdown before trades are closed.
The minus sign must precede the number, e.g. -500.
(Default = 0)

I. Closing of all open trades

Closing_of_all_trades: Setting this to true and clicking OK will force immediate closure of all open trades associated with this EA's Magic Number.
(Default = false)

J. FFCal setting

News Filter inputs that can be used to tell the EA to avoid trading X hours before and after low, medium or high impact news releases.
(<http://www.forexfactory.com/calendar.php>)

AvoidNews: (true/false option) (Default = true)

High_Impact = true (Default = true)

MinsUntilNextHighNews: 360 (mins before an event to stay out of trading.)

MinsSincePrevHighNews: 180 (mins after an event to stay out of trading.)

Medium_Impact = true (Default = true)

MinsUntilNextMediumNews: 270 (mins before an event to stay out of trading.)

MinsSincePrevMediumNews: 90 (mins after an event to stay out of trading.)

Low_Impact = true (Default = true)

MinsUntilNextLowNews: 180 (mins before an event to stay out of trading.)

MinsSincePrevLowNews: 60 (mins after an event to stay out of trading.)

K. News Currency Filter

Select the Currency which News should be filtered:

USD = true (Default for setting 1 = true, for setting 2 = true, for setting 3 = false)

EUR = true (Default for setting 1 = false, for setting 2 = true, for setting 3 = true)

GBP = true (Default for setting 1 = true, for setting 2 = true, for setting 3 = false)

JPY = false (Default for setting 1 = false, for setting 2 = false, for setting 3 = false)

AUD = true (Default for setting 1 = true, for setting 2 = true, for setting 3 = true)

CAD = false (Default for setting 1 = false, for setting 2 = false, for setting 3 = false)

CHF = false (Default for setting 1 = false, for setting 2 = false, for setting 3 = true)

NZD = false (Default for setting 1 = false, for setting 2 = false, for setting 3 = false)

CNY = false (Default for setting 1 = false, for setting 2 = false, for setting 3 = false)

K. Indicator setting

Filtering: 1 is true and 0 is false. If setting 1=true it is a safe filter on the market. If setting to 0=false trading start right away. (Default = 1)

L. Equity Manager

AutoEquityManager: (true/false option) (Default = false)

EquityGainPercent: Automatically close all trades when your balance shows a gain of X percent. (Default = 1)

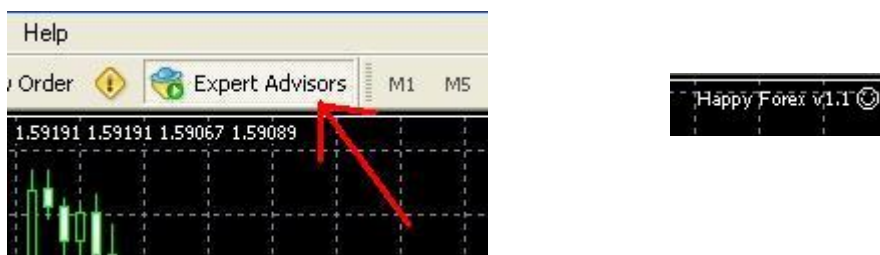
SafeEquityStopOut: (true/false option) (Default = false)

SafeEquityRisk: determines if Happy Forex closes all open trades when a percentage of the account equity is in a floating loss. (Default = 50)

Launch of Happy Forex robot:

Once all Inputs have been set, click OK to close the properties Page.

Insure the Expert Advisor Button is depressed; the Green Play Arrow is now seen.



When all is correct the "Smile" emoticon will appear in the upper right corner of the chart. A "Sad" emoticon indicates there is an error.



If the serial number is incorrect, you will see "Invalid Serial Number!". The robot will not trade until a valid, unexpired Serial Number is correctly entered. See above discussion at #4 for Serial Number information. Below is the properly running EA.



How to setting set 1,2 and 3:

Setting 1

Example of proper setup: Normal setting 1

Deposit: \$1,000

Profit_all_orders: \$12.00

Arrangements_of_trades: -25

Use_OrdersLimit: true

OpenOrdersLimitDay: 1

Lots: 0.1

News Currency Filter: page 10

Order setting is default.

Example of proper setup: Safe setting 1

Deposit: \$1,000

Profit_all_orders: \$6

Arrangements_of_trades: -25

Use_OrdersLimit: true

OpenOrdersLimitDay: 1

Lots: 0.05

News Currency Filter: page 10

Order setting is default.

Setting 2

Example of proper setup: setting 2

Deposit: \$200

Friday: false

Trading_24h: false

GMT_Offset: -5 (Washington D.C - Eastern Standard Time)

Hour_of_trading_from - to: 22 - 5

Time_closing_trades: true

Time_of_closing_in_hours: 6

Time_of_closing_in_minutes: 0

Use_OrdersLimit: true

OpenOrdersLimitDay: 1

Profit_all_orders: \$1.00

Arrangements_of_trades: -10

Lots: 0.01

News Currency Filter: page 10

Order setting is default.

Setting 3

Example of proper setup: setting 3

Deposit: \$1,000

Profit_all_orders: \$10.00

Arrangements_of_trades: -10

Lots: 0.01

Use_OrdersLimit: true

OpenOrdersLimitDay: 3

Filtering: 1

News Currency Filter: page 10

Order setting is default.

In after reading this manual you have unanswered questions or issues regarding the Happy Forex system, please contact us at the following e-mail address:

info@happyforex.sk

We wish you Happy & Successful Trading!

Important Notice:

Happy Forex is licensed for your personal use only. Each and every user copy has security features hard coded into the Happy Forex system. As a licensed user you may not share, copy, duplicate, change, modify, reverse engineer, or sell this Expert Advisor, or any copy of same.

In cases of fraud or theft by a user acting alone or in concert with others, including situations in which a user has allowed third parties access to the Expert Advisor Happy Forex in any manner, Happy Forex shall assess against the user in addition to all other fees, damages, and penalties to which it may be entitled, a €500 fee per forged, faked, fictitious, stolen or otherwise unauthorized item or transfer. This fee shall constitute liquidated damages to help compensate Happy Forex for the time and effort necessary to rectify said conduct.

As an independent and self-directed investor you acknowledge that you alone, shall be responsible for determining the suitability of your investment choices and investment strategies. You understand Happy Forex is an automated trading system with those limitations associated with such systems. By nature, trades can be executed automatically and without human intervention. By using Happy Forex you agree to assume all risks associated with such automated trading.

Happy Forex disclaims all responsibility for the investment choices & determinations made on your behalf by the EA while operating on your systems. You shall not hold Happy Forex or any of its employees or affiliates liable for said investment decisions.

The Staff cannot advise or otherwise comment concerning the nature, risk, or suitability of any particular investment, trade, or transaction; or upon the EA's underlying investment strategy.

You also recognize that Happy Forex does not provide legal or tax advice.

Happy Forex shall not be held liable for any damages or losses resulting from the use of this EA, including but not limited to any trading loss of profit, which may arise directly or indirectly from said use of the Happy Forex v1.8 EA.

Other important notices may be found at www.happyforex.sk under our Terms and Conditions. Please review these notices before the commencement of trading.

